

Evaluation Report

Bull Group 1

2025-2026 Bull Evaluation



Evaluation Date: 27-Mar-2026

Group Information

Centre Manager: DAVID MILLINER

Farm Name: WAYDAMAR FARMS

Contact Information: 519-923-9188 / milliner.dg@gmail.com



Top BIO\$

Test Information

Period	#	Date
Delivery	7	
SOT	7	18-Oct-25
28d	7	15-Nov-25
56d	7	13-Dec-25
84d	7	09-Jan-26
EOT	7	06-Feb-26

Top Maternal

WAYDAMAR BLK NANSI 88N

Top Terminal

WAYDAMAR BLK NEWLIE 27N

Top Balanced

WAYDAMAR BLK NEWLIE 27N

Centre Manager Comments

Provision and Use of Information Produced by AgSights. As part of the terms and conditions of AgSights' Beef Evaluation Services, it is understood that information provided by AgSights including, but not limited to, genetic and carcass evaluations, are calculated with generally accepted animal breeding methodologies using raw data and pedigreed provided by the breeder and/or owner of the animal. The accuracy of input data has a direct impact on the results received. The client requesting AgSights' Beef Evaluation Services is wholly responsible for verifying the accuracy of data.

The intention of the information provided by AgSights is for comparative purposes only to provide general guidance to breeders and buyers. The user of this information agrees to hold AgSights harmless for any losses or damages that may be incurred as a result of receipt and/or reliance upon this comparative information. This clause shall be a complete defense to any claim brought by the purchaser and/or user in relation to such services.



Thank you for participating in an AgSights Beef Evaluation Program! Included in this evaluation report are **Group Reports** and individual **Performance Sheets** for each animal.

Group Reports

Summarizes performance data across the whole group and within each breed. Remember that performance data should only be compared within contemporaries (animals managed the same, with the same opportunity to perform).

- **Breed** – The green box at the top of the report indicates what breed is summarized, or All for the group summary.
- **Growth Curve Graph** – Average growth of the group from Birth to EOT. The average growth of the group (green) is shown relative to expected (grey) 3 lb/day growth. The shaded area is the range of weights at a given period.
- **Average Test Performance** – Number of animals, weigh date, and group averages for weight traits (weight, ADG, WPDA) for each test period from Delivery to EOT.
- **Average Growth** – Average performance (raw or adjusted - Adj) for various growth traits. The graphs show individual performance as a deviation from the group average.
- **Genetic Merit** – Rankings for animals on a 1 to 5 star scale graphed for the Maternal, Terminal and Balanced indexes. Superior animals will have more stars.
- **Average Ultrasound/Physical Evaluation** – Average performance (raw or adjusted - Adj) for ultrasound and EOT traits. The graphs for Rib Eye Area and Scrotal Circumference (SC) are a deviation from group average, while the Grade shows the expected carcass grade of the animal based on marbling.
- **Centre Manager Comments and Contact Information**

Performance Sheets

Performance sheets provide detailed performance and genetic evaluation data for an individual animal. Information that is not available or applicable, is indicated by "NA".

- **Basic Information** – Basic identification and birth information for the animal.
- **Overall Genetic Merit** – Index values for the four available indexes (BIO\$, Maternal, Terminal and Balanced). These indexes can be compared across all breeds, more information below.
- **Pedigree** – Registration IDs and Names for parents and grand-parents.
- **Genetic Evaluations** – Genetic evaluations for individual traits. This section includes a graph of percentile rankings, grey bars are the ranking within-breed (EPD), and green bars the ranking across breeds (ABC). Superior animals for a trait will rank above 50%, within or across breeds.. The numeric value for the EPD and ABC are also included, as well as the accuracy (ACC).
- **Performance** – Raw or adjusted performance (Adj) for weight traits (left), ultrasound (centre), and physical evaluation (right).
- **Consignor Comments and Contact** – Notes on the animal's attributes from the consignor and contact information for prospective buyers.

Performance Traits

Calving Ease (CE) – The ease with which the animal was born. The categories are Unassisted, Easy Pull, Hard Pull, Surgical and Malpresentation.

Birth Weight (BWT) – Birth Weight of the animal (lb).

Weaning Weight (WWT) – The raw weaning weight of the animal, should not be used for comparisons, as it does not account for differences in age.

Adjusted Weaning Weight (Adj WWT) – The on-farm weaning weight of the animal adjusted to 200 days. Adjustments are made for age of dam and sex.

Start of Test (SOT) – Weight (lb) at Start of Test.

End of Test (EOT) – Weight (lb) at End of Test.

Adjusted Yearling Weight (Adj YWT) – The on-farm or test evaluation weight of the animals adjusted to 365 days.

Average Daily Gain (ADG) – The gain per day between two periods (e.g., Birth and Weaning, SOT and EOT).

Weight Per Day of Age (WPDA) – The weight (lb) of an animal at a given period divided by days of age, includes BWT.

Back Fat (FAT) – Measured ultrasonically (mm) between the 12th and 13th ribs (grading site) at EOT.

Rib Eye Area (REA) – Measured ultrasonically (sq in) between the 12th and 13th ribs (grading site) at EOT.

Adjusted REA (Adj REA) – REA measured at EOT and adjusted with a breed-specific adjustment factor to 365d of age.

Marbling (IMF) – Intramuscular fat measured ultrasonically (%) between the 12th and 13th ribs (grading site) at EOT.

Adj Marbling (Adj IMF) – Intramuscular fat measured ultrasonically (%) between the 12th and 13th ribs (grading site) at EOT and adjusted to 365d of age.

Grade – IMF expressed as a marbling grade (A, AA, AAA). PD indicated Practically Devoid, which is a IMF less than 1.86%. Animals near the border of a category are shown as a combination of the categories (e.g., A-AA).

Hip Height (HH) – The height of the animal at the hip bones at EOT.

Frame Score (FS) – A 1 to 10 scale calculated using HH and age, according to Beef Improvement Federation guidelines.

Scrotal Circumference (SC) – Scrotal circumference (cm) at EOT. Indication of semen production of the bull, guidelines for minimum SC are breed-specific. ABN indicated abnormal testicles and no measurements taken.

Adjusted Scrotal Circumference (Adj SC) – SC adjusted to 365d of age.

Breeding Soundness Exam – Pass/Fail Results of a Breeding Soundness Exam performed by a license veterinarian, if performed.



Evaluation Date: 27-Mar-2026

The goal of this reference is to help you use the Beef Performance Evaluation Reports to inform buying and selling decisions. Genetic evaluations are the best tools we have to understand the expected value of an animal to our breeding program. Parents pass on their genetics to progeny in future calf crops, not their own raw performance, which is influenced by management (e.g., feed, age at measurement) and environment.

Understanding Genetic Evaluations

A genetic evaluation represents the expected genetic superiority of progeny, in trait units, relative to the average of animals for that trait, after adjusting for factors like management. With the exception of Birth Weight and Back Fat, larger values represent superior animals for a given trait.

EPD vs ABC

Expected Progeny Differences (EPD) compare the genetic merit of individuals within a specific breed, while Across Breed Comparisons (ABC) can be used to compare animals across all breeds.

Percentile Rankings

To simplify comparisons, percentile rankings, rank the animal on a scale of 1 (best) to 100 (worst), with the value representing animals in the Top X% within-breed (EPD, grey bars) or across-breeds (ABC, green bars). In the report graph, look for animals with bars on the right-side of graph (Top 50%) to improve a given trait.

Accuracy

The accuracy of an EPD / ABC is influenced by the amount of information available. An animal with its own performance record will have a higher accuracy than those without. EPDs / ABCs account for the performance information on all relatives (e.g., parents, half-siblings). The higher the accuracy the more confidence you can have in your decisions.



WAYDAMAR BLK NEWMAN 2N

has the best genetic merit for Weaning Gain. This animal is in the Top 7 % within-breed (EPD) and Top 2 % across breeds (ABC).

Calves from this animal are expected to wean 66 lb more than average.

Selection Indexes

Selection indexes simplify your selection decisions. They combine genetic merit for several traits important to a given production purpose into one value.

The traits are weighted to account for their importance to revenue/cost on an average operation. Index values can be used to compare animals across breeds.

In the report, index values are colour coded: green (BIO\$), light grey (Maternal), medium grey (Terminal), dark grey (Balanced), so you can quickly reference which traits are used in each.

BIO\$

The original proprietary index designed by AgSights to select bulls for commercial calf production.

The value indicates *additional* profit, in dollars, expected to be generated from the use of a bull across two calving seasons, compared to an average bull.

Top 3 Bulls for BIO\$:

1. WAYDAMAR BLK NEWLIE 27N
2. WAYDAMAR BLK NANSI 88N
3. WAYDAMAR BLK NAYLOR 46N

Production Indexes

The other indexes help you to select animals for a specific purpose (e.g., maternal sires to generate replacement heifers, terminal sires for steer production).

They are reported on a 5 star scale, with 2.5 star animals being below average and 5 star animals being in the Top 10% across all breeds.



Evaluated Traits

- Calving Ease (CE)** – Genetic prediction of the increase or decrease in percentage unassisted calvings.
- Birth Weight (BW)** – The expected effect (lb) an animal will have on the average BWT of their calves.
- Weaning Gain (WG)** – The expected effect (lb) an animal will have on their calves' ability to grow from birth to weaning
- Maternal Calving Ease (CEm)** – The expected effect of the animal's daughters on the calving ease (% unassisted) of the calves.
- Maternal Birth Weight (BWM)** – The expected effect of the animal's daughters on the birth weight (lb) of the calf.
- Mothering Ability (MILK)** – The ability of the animal's daughters to provide their calves with milk / mothering to influence pre-wean growth (lb).
- Post-Weaning Gain (PWG)** – Indicates the ability of the animal's calves to grow from weaning to yearling (lb).
- Yearling Gain (YG)** – Indicates the ability of the animal's calves to grow from birth to yearling (lb).
- Back Fat (FAT)** – The ability of an animal's progeny to deposit back fat (mm), or finishing ability, adjusted to a common age.
- Rib Eye Area (REA)** – Predictor of the difference in rib eye area (sq in), or muscling, of an animal's progeny.
- Marbling (IMF)** – The ability of an animal's progeny to deposit marbling fat (%), adjusted to a common age.
- Scrotal Circumference (SC)** – The ability of a bull to transmit scrotal size to male progeny. It is a partial indicator of daughter fertility.



EOT Bull Group 1

Report 2025-2026 Bull Evaluation



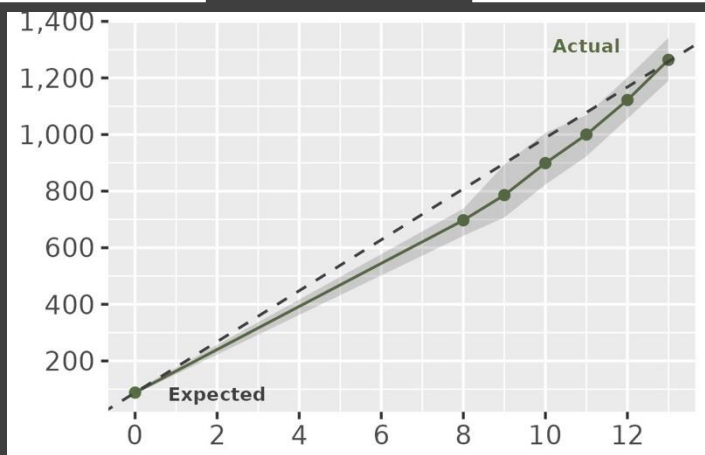
27-Mar-2026

Last Updated

All Breeds

AVERAGE TEST PERFORMANCE

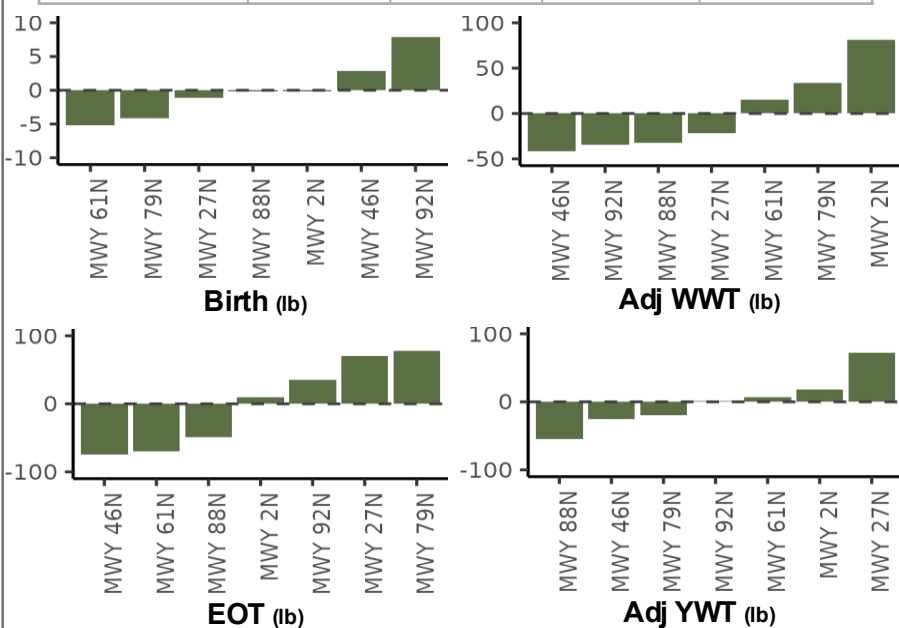
Period	#	Date	Weight (lb)	ADG (lb)	WPDA (lb)
Delivery	7		697		
SOT	7	18-Oct-25	786		
28d	7	15-Nov-25	899	4.03	2.96
56d	7	13-Dec-25	1,000	3.82	3.01
84d	7	09-Jan-26	1,122	4.01	3.13
EOT	7	06-Feb-26	1,264	4.26	3.27



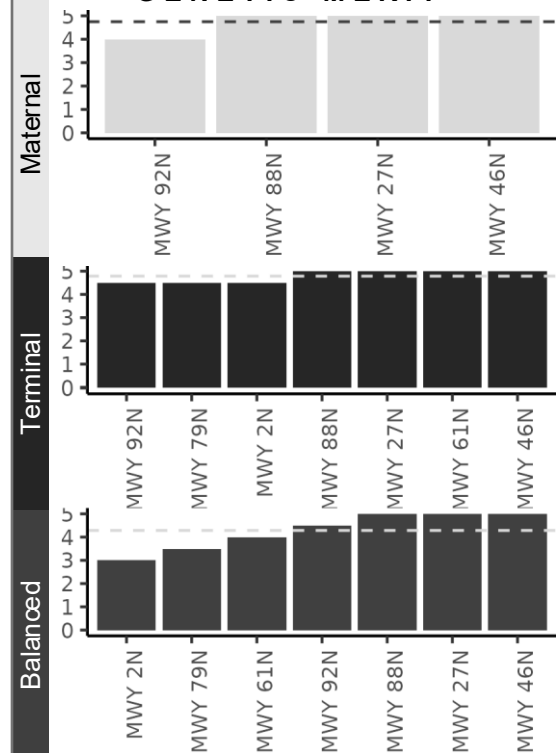
Growth (lb) by Months of Age

AVERAGE GROWTH

% Unassisted	Birth	Weaning	Adj WWT	Adj YWT
100	88	697	611	1,314

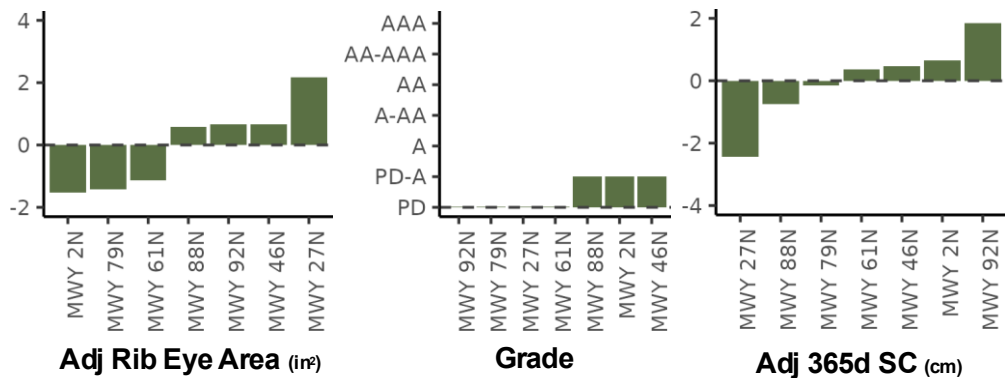


GENETIC MERIT



AVERAGE ULTRASOUND / PHYSICAL EVALUATION

Back Fat (mm)	6
Rib Eye Area (in ²)	13.2
Adj Rib Eye Area (in ²)	12.2
Marbling (%)	1.77
Adj Marbling (%)	1.59
Hip Height (in)	49.9
Frame	5.2
Actual SC (cm)	39.6
Adj 365d SC (cm)	38.8





EOT Bull Group 1

Report 2025-2026 Bull Evaluation



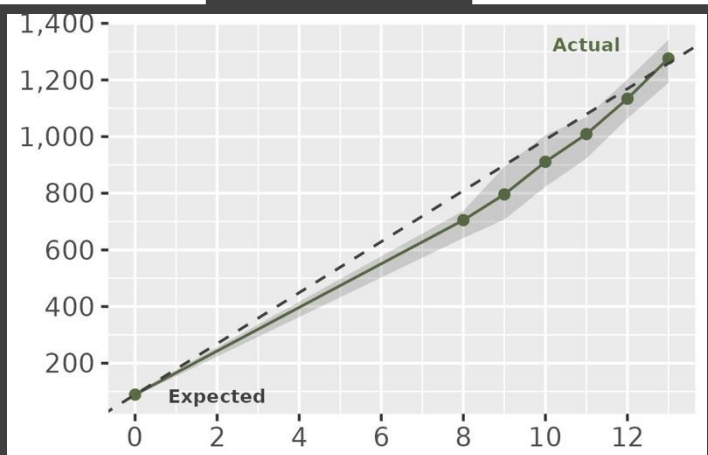
27-Mar-2026

Last Updated

Simmental

AVERAGE TEST PERFORMANCE

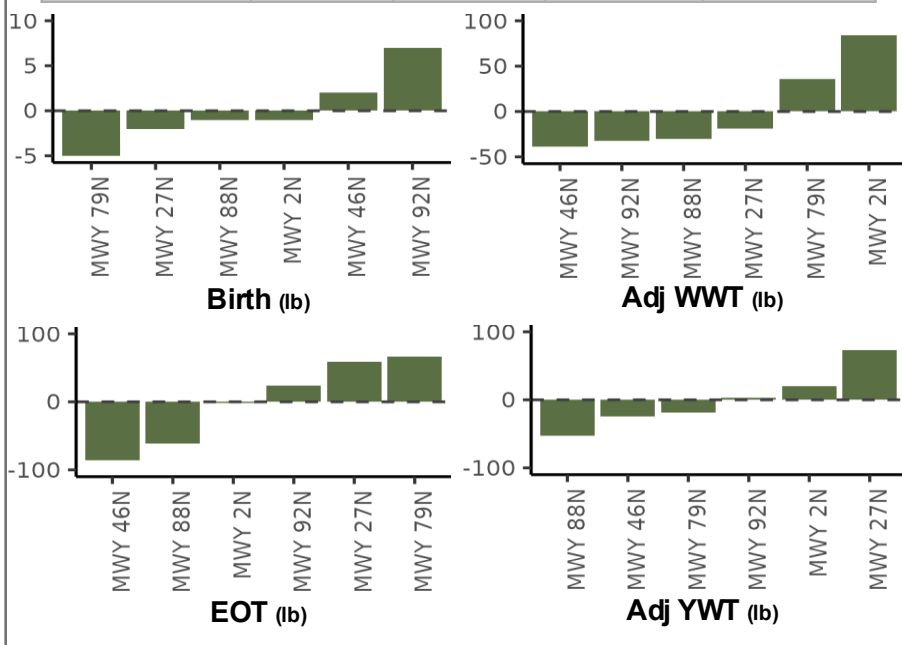
Period	#	Date	Weight (lb)	ADG (lb)	WPDA (lb)
Delivery	6		705		
SOT	6	18-Oct-25	796		
28d	6	15-Nov-25	911	4.12	2.98
56d	6	13-Dec-25	1,009	3.81	3.02
84d	6	09-Jan-26	1,134	4.01	3.14
EOT	6	06-Feb-26	1,276	4.27	3.28



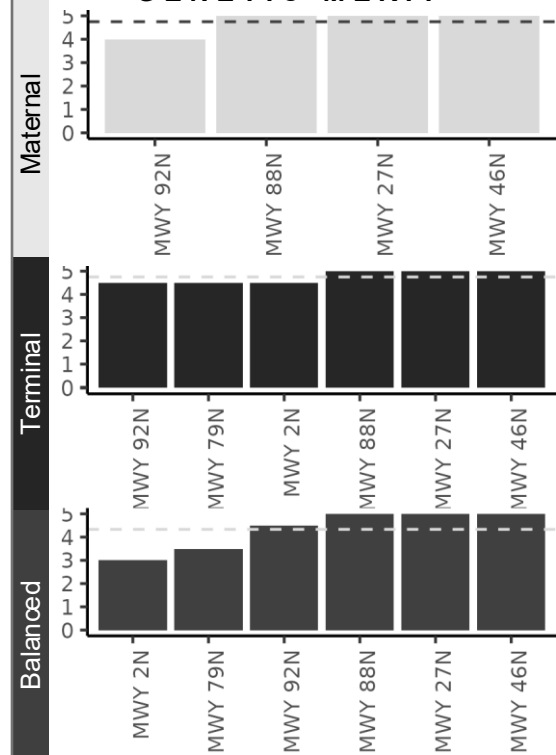
Growth (lb) by Months of Age

AVERAGE GROWTH

% Unassisted	Birth	Weaning	Adj WWT	Adj YWT
100	89	705	608	1,313

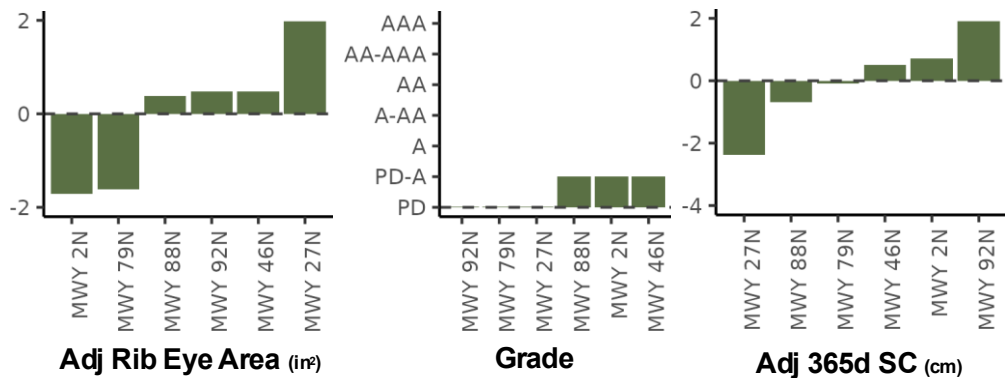


GENETIC MERIT



AVERAGE ULTRASOUND / PHYSICAL EVALUATION

Back Fat (mm)	6
Rib Eye Area (in ²)	13.4
Adj Rib Eye Area (in ²)	12.4
Marbling (%)	1.77
Adj Marbling (%)	1.57
Hip Height (in)	50.1
Frame	5.2
Actual SC (cm)	39.7
Adj 365d SC (cm)	38.8





EOT Bull Group 1

Report 2025-2026 Bull Evaluation



1




BASIC INFORMATION

Tattoo	MWY 92N	Breed	Simmental
Birthdate	02-Jan-2025	Reg ID	
Colour		Horns	NA
Born As	Single	Calving Ease	Unassisted

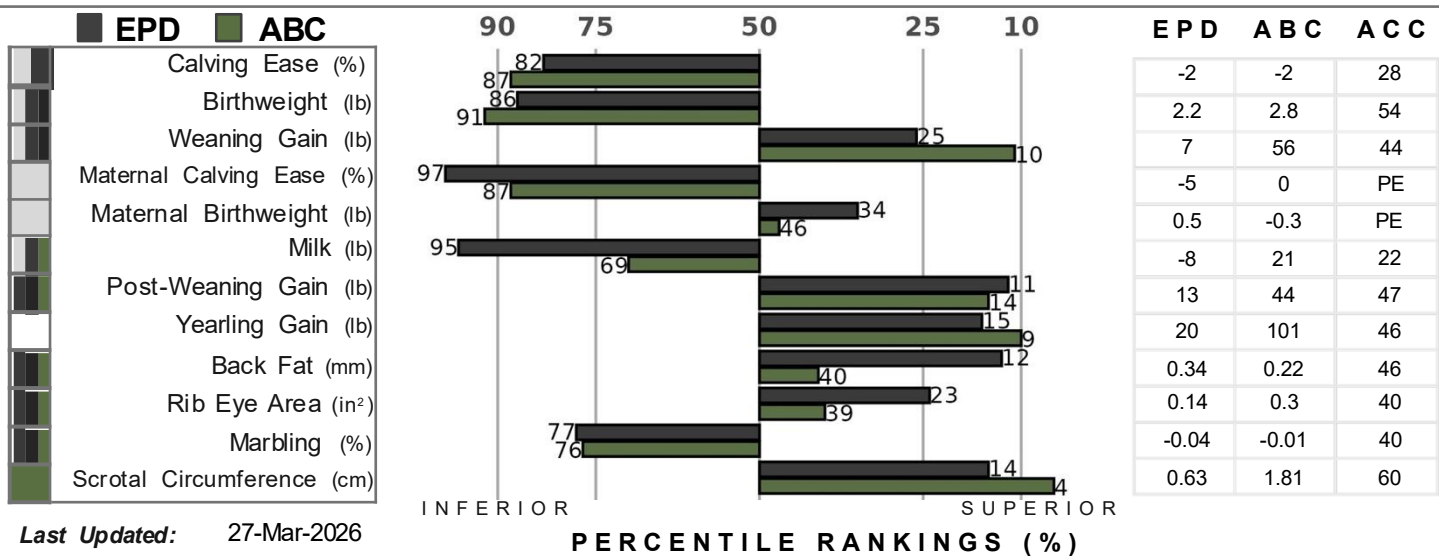
OVERALL GENETIC MERIT

3,589 BIO\$	Maternal	★★★★★
	Terminal	★★★★★
	Balanced	★★★★★

PEDIGREE



GENETIC EVALUATIONS



PERFORMANCE

Stage	Weight (lb)	ADG (lb)
Birth	96	
Weaning	722	2.4
Adj WWT	576	2.4
SOT	783	4.48
EOT	1,300	
Adj YWT	1,315	3.34

Ultrasound	
Back Fat (mm)	8
Rib Eye Area (in ²)	14.2
Adj Rib Eye Area (in ²)	12.9
Marbling (%)	1.66
Adj Marbling (%)	1.4
Grade	PD

Physical Evaluation	
Weight / Day of Age (lb)	3.25
Hip Height (in)	49.5
Frame	4.8
Actual SC (cm)	42
Adj 365d SC (cm)	40.7
Breeding Soundness	

CONTACT

Consignor Comments	Contact
A red polled embryo bull calf that is out of the Erixon 92D cow and the Westcott bull. A bull calf that is made very correct and moderate framed and full of meat. Not hard to find this guy with his stylish look and confirmation. A bull we recommend on cows. We have submitted DNA because he is a embryo calf and should have EPDs in 2026.	DAVID MILLINER WAYDAMAR FARMS 519-923-9188 / milliner_dj@gmail.com



EOT Bull Group 1

Report 2025-2026 Bull Evaluation



2



WAYDAMAR BLK NANSI 88N

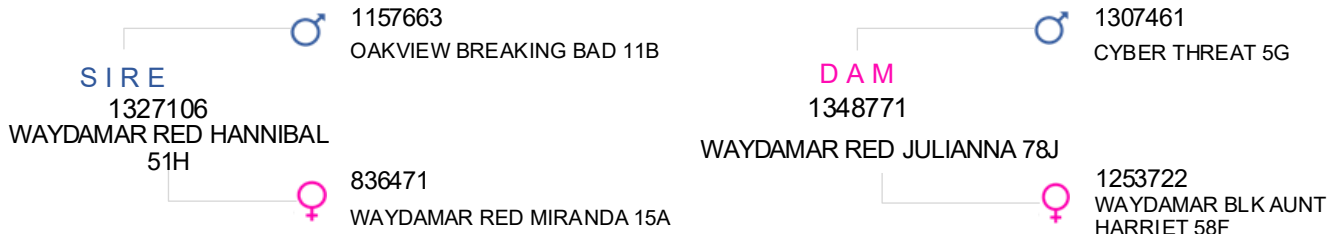
BASIC INFORMATION

Tattoo	MWY 88N	Breed	Simmental
Birthdate	11-Jan-2025	Reg ID	1499117
Colour	Black	Horns	Polled
Born As	Single	Calving Ease	Unassisted

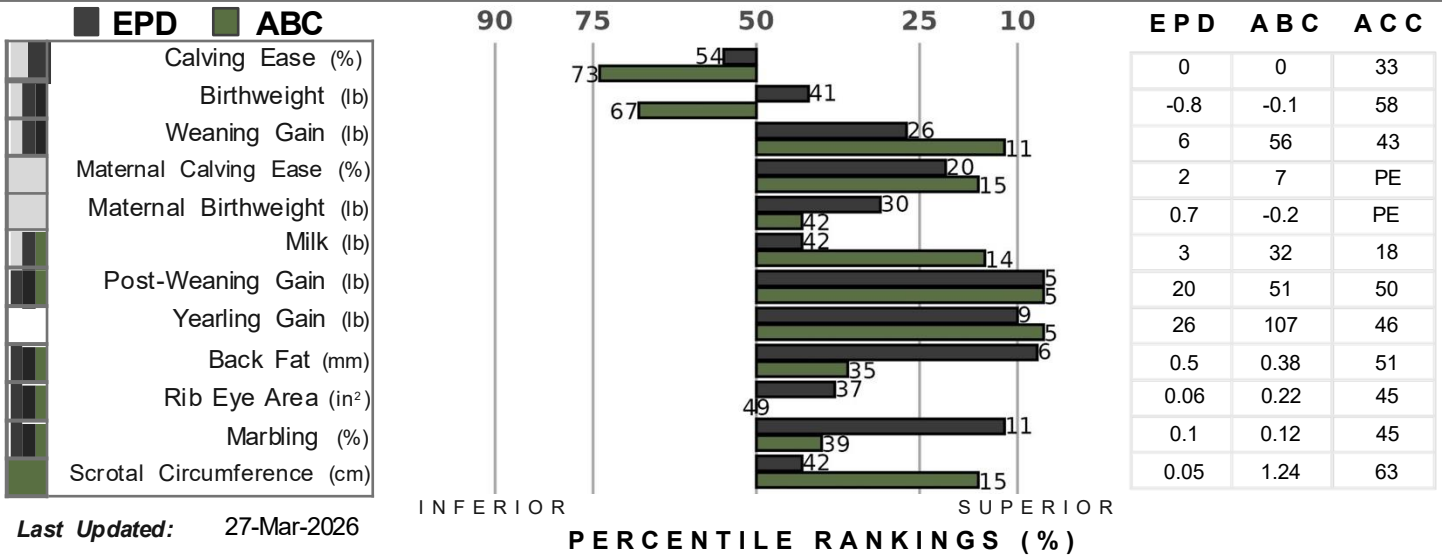
OVERALL GENETIC MERIT

4,140 BIO\$	Maternal	★★★★★
	Terminal	★★★★★
	Balanced	★★★★★

PEDIGREE



GENETIC EVALUATIONS



PERFORMANCE

Stage	Weight (lb)	ADG (lb)
Birth	88	
Weaning	690	2.39
Adj WWT	578	2.44
SOT	759	4.13
EOT	1,215	
Adj YWT	1,259	3.21

Ultrasound	
Back Fat (mm)	9
Rib Eye Area (in ²)	13.9
Adj Rib Eye Area (in ²)	12.8
Marbling (%)	2.06
Adj Marbling (%)	1.8
Grade	PD-A

Physical Evaluation	
Weight / Day of Age (lb)	3.11
Hip Height (in)	49
Frame	4.7
Actual SC (cm)	39
Adj 365d SC (cm)	38.1
Breeding Soundness	

CONTACT

Consignor Comments	Contact
A black Hannibal polled bull that has lot positives being moderate like mother and loaded with meat. EPDs again that makes 88N a bull that will work on a good cross section of females when you look at his API and TI indexes.	DAVID MILLINER WAYDAMAR FARMS 519-923-9188 / milliner_dj@gmail.com



EOT Bull Group 1

Report 2025-2026 Bull Evaluation



3



WAYDAMAR BLK LANDSLIDE 79N

BASIC INFORMATION

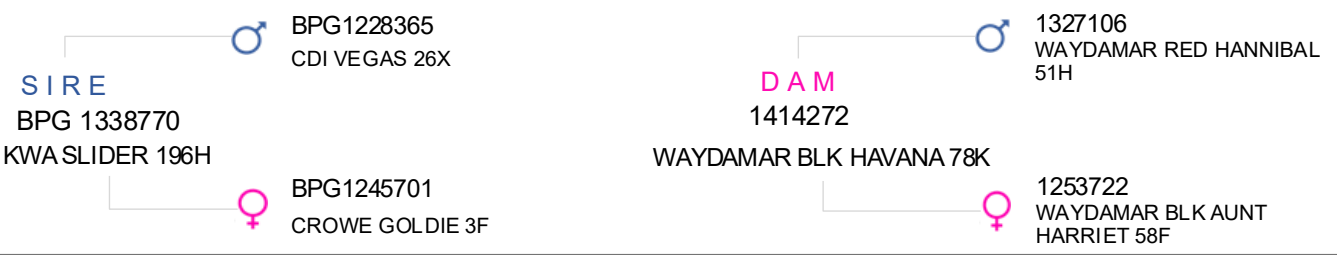
Tattoo	MWY 79N	Breed	Simmental
Birthdate	02-Jan-2025	Reg ID	1497872
Colour	Black	Horns	Polled
Born As	Single	Calving Ease	Unassisted

OVERALL GENETIC MERIT

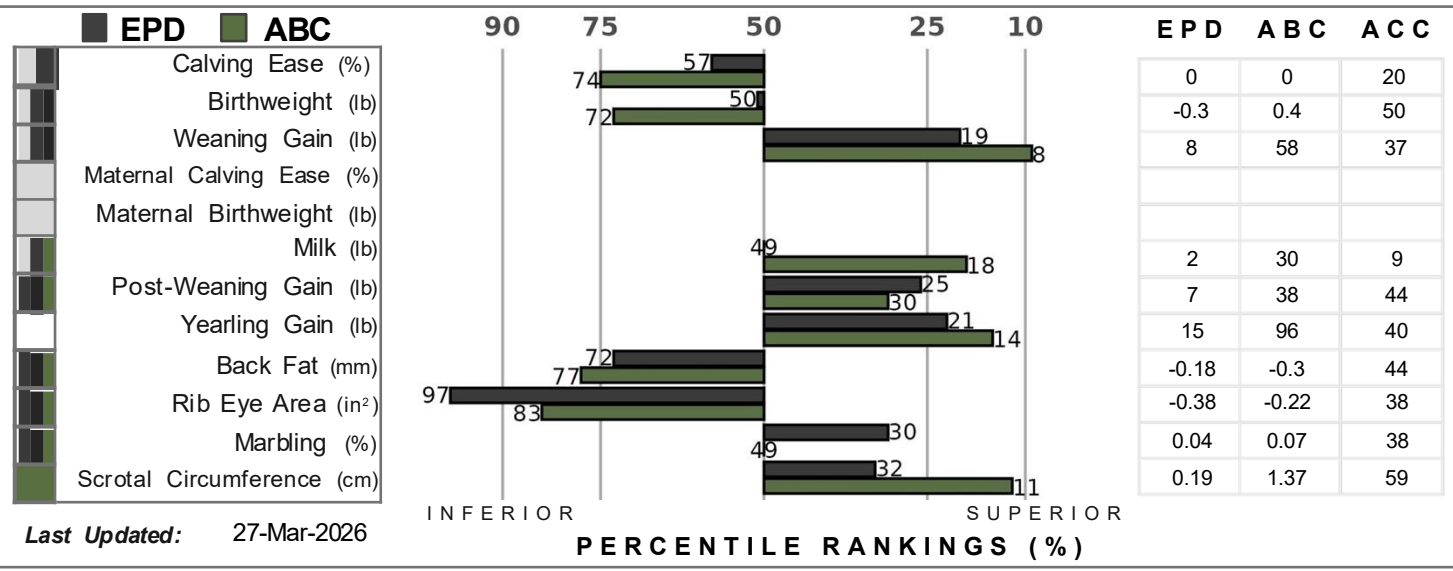
2,716
BIO\$

Maternal	
Terminal	★★★★★
Balanced	★★★★☆

PEDIGREE



GENETIC EVALUATIONS



PERFORMANCE

Stage	Weight (lb)	ADG (lb)
Birth	84	
Weaning	730	2.48
Adj WWT	644	2.77
SOT	894	3.94
EOT	1,342	
Adj YWT	1,294	3.32

Ultrasound	
Back Fat (mm)	5
Rib Eye Area (in ²)	11.8
Adj Rib Eye Area (in ²)	10.8
Marbling (%)	1.79
Adj Marbling (%)	1.5
Grade	PD

Physical Evaluation	
Weight / Day of Age (lb)	3.36
Hip Height (in)	50
Frame	5.1
Actual SC (cm)	40
Adj 365d SC (cm)	38.7
Breeding Soundness	

CONTACT

<p>Consignor Comments</p> <p>Landslide is a black polled bull that is moderate and out of the calving ease KWA Slider AI bull that is very popular out west. 79N's mother is sister to the 178M bull, out our best Riddler female the 78 cow. 78K did an exception job on her first calf that we like a lot for depth and confirmation. Calving ease approved bull here.</p>	<p>Contact</p> <p>DAVID MILLINER WAYDAMAR FARMS</p> <p>519-923-9188 / milliner_dj@gmail.com</p>
--	--



EOT Bull Group 1

Report 2025-2026 Bull Evaluation



4



WAYDAMAR BLK NEWLIE 27N

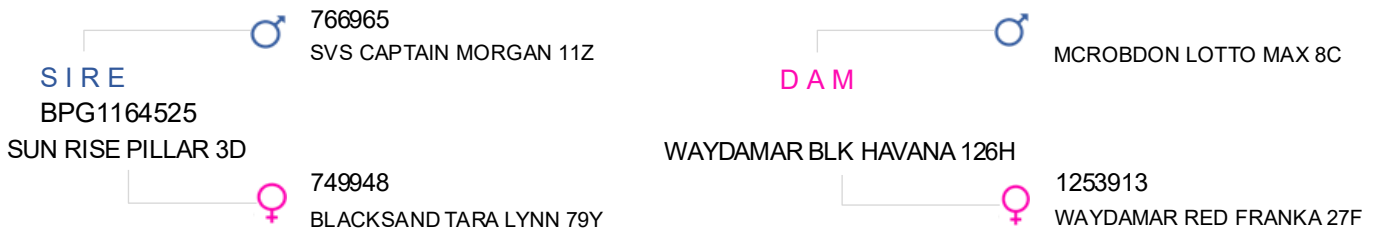
BASIC INFORMATION

Tattoo	MWY 27N	Breed	Simmental
Birthdate	08-Jan-2025	Reg ID	1498010
Colour	Black	Horns	Polled
Born As	Single	Calving Ease	Unassisted

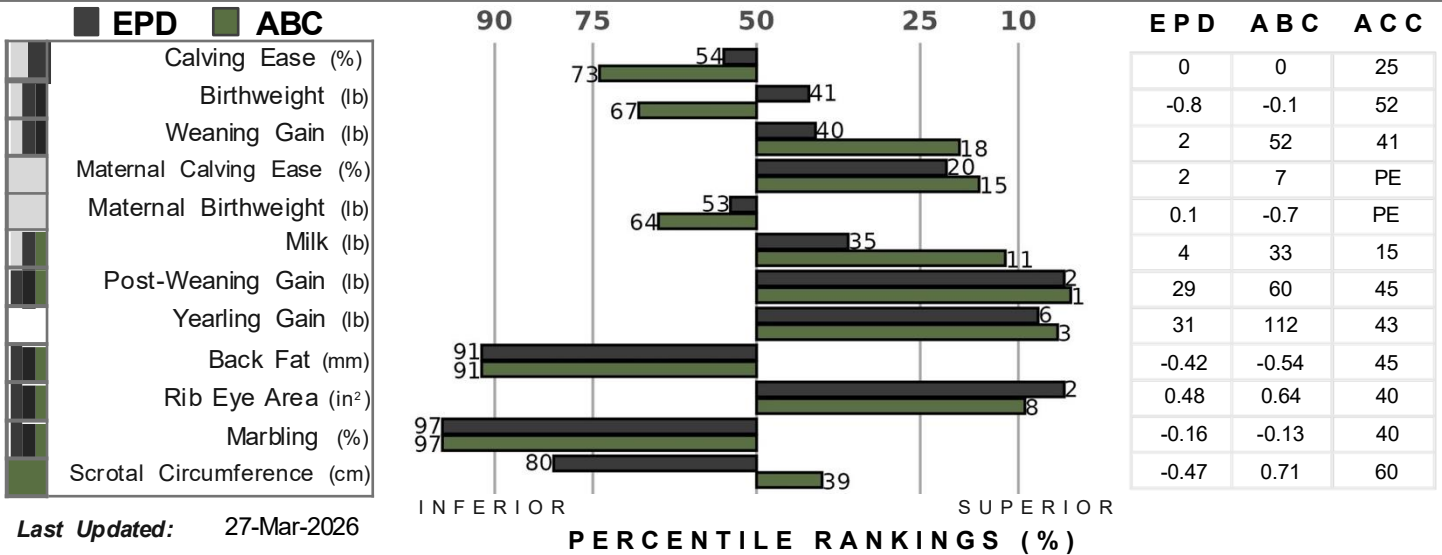
OVERALL GENETIC MERIT

4,574 BIO\$	Maternal	★★★★★
	Terminal	★★★★★
	Balanced	★★★★★

PEDIGREE



GENETIC EVALUATIONS



PERFORMANCE

Stage	Weight (lb)	ADG (lb)
Birth	87	
Weaning	710	2.44
Adj WWT	589	2.5
SOT	802	4.83
EOT	1,335	
Adj YWT	1,386	3.56

Ultrasound	
Back Fat (mm)	4
Rib Eye Area (in ²)	15.8
Adj Rib Eye Area (in ²)	14.4
Marbling (%)	0.87
Adj Marbling (%)	0.8
Grade	PD

Physical Evaluation	
Weight / Day of Age (lb)	3.39
Hip Height (in)	51
Frame	5.6
Actual SC (cm)	37.5
Adj 365d SC (cm)	36.4
Breeding Soundness	

CONTACT

Consignor Comments	Contact
A very correct black polled bull that is out of the Captain Morgan son Sun Rise Pillar. We purchased semen on the Pillar bull and really like the performance in his offspring. 27 N is out of our favorite blazed face black cow that has a daughter in the Jetstream herd and a female we have retained.	DAVID MILLINER WAYDAMAR FARMS 519-923-9188 / milliner_dj@gmail.com



EOT Bull Group 1

Report 2025-2026 Bull Evaluation



5



WAYDAMAR BLK NEWMAN 2N

BASIC INFORMATION

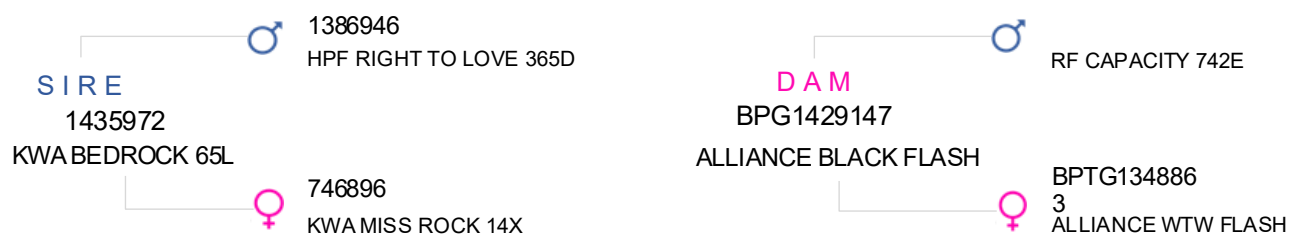
Tattoo	MWY 2N	Breed	Simmental
Birthdate	22-Jan-2025	Reg ID	1500005
Colour	Black	Horns	Polled
Born As	Single	Calving Ease	Unassisted

OVERALL GENETIC MERIT

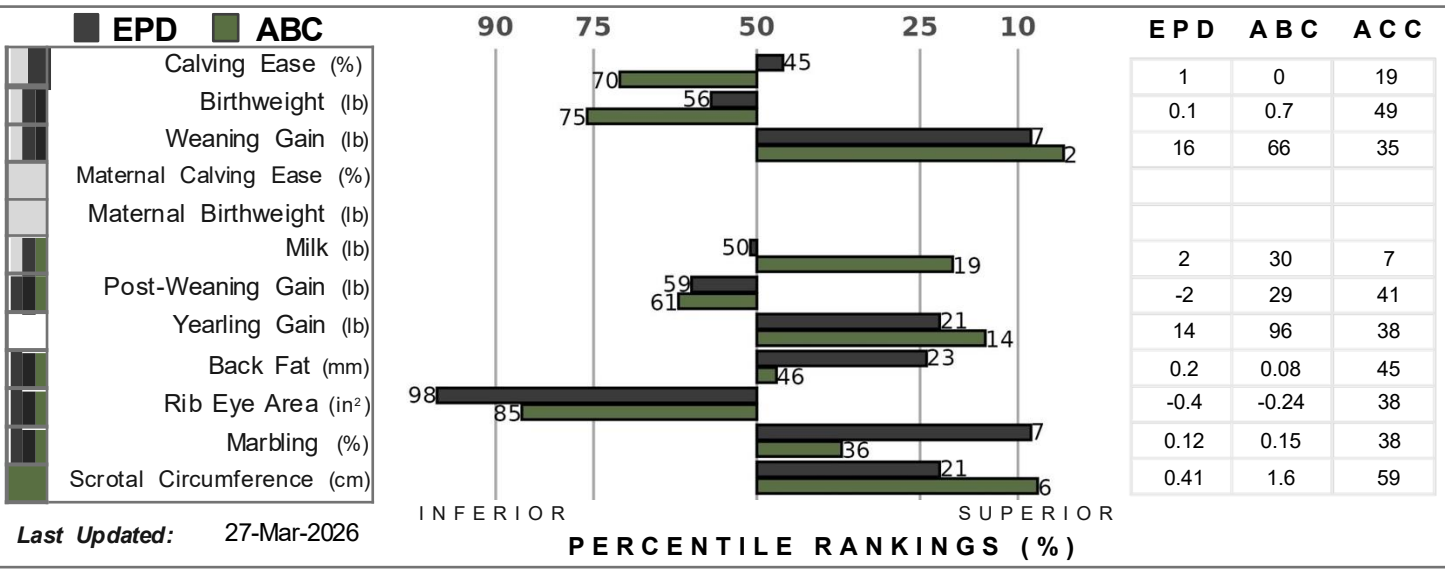
2,650
BIO\$

Maternal	
Terminal	★★★★★
Balanced	★★★☆☆

PEDIGREE



GENETIC EVALUATIONS



PERFORMANCE

Stage	Weight (lb)	ADG (lb)
Birth	88	
Weaning	738	2.7
Adj WWT	692	2.99
SOT	829	3.88
EOT	1,274	
Adj YWT	1,332	3.41

Ultrasound	
Back Fat (mm)	6
Rib Eye Area (in ²)	11.3
Adj Rib Eye Area (in ²)	10.7
Marbling (%)	2.23
Adj Marbling (%)	2
Grade	PD-A

Physical Evaluation	
Weight / Day of Age (lb)	3.35
Hip Height (in)	51
Frame	5.8
Actual SC (cm)	40
Adj 365d SC (cm)	39.5
Breeding Soundness	

CONTACT

<p>Consignor Comments</p> <p>Our first KWA Bedrock 65L bull calf that we purchase to at the genetics of the elite KWA 14X cow into our program. 2N is out of a RF Capacity female we purchased as a calf from Alliance. What a job she did weaning off this long performance calf at 56% body weight at weaning based on his 200-day adjusted weaning weight. Added bonus, his EPDs are great.</p>	<p>Contact</p> <p>DAVID MILLINER WAYDAMAR FARMS 519-923-9188 / milliner_dj@gmail.com</p>
---	---



EOT Bull Group 1

Report 2025-2026 Bull Evaluation



6



WAYDAMAR BLK BEDROCK 61N

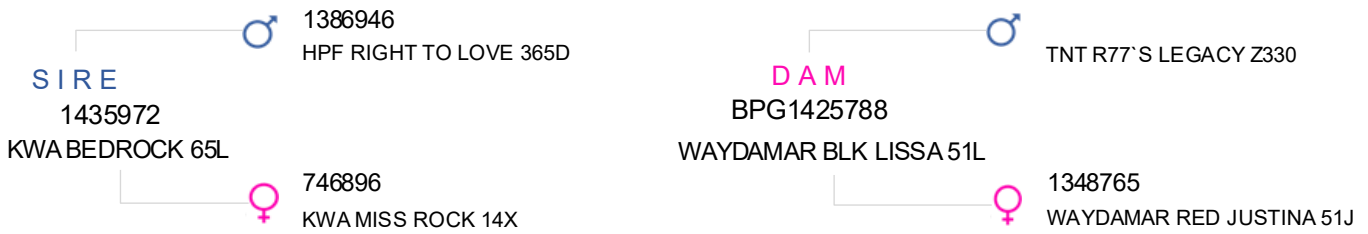
BASIC INFORMATION

Tattoo	MWY 61N	Breed	23/32 Simmental
Birthdate	28-Jan-2025	Reg ID	1512962
Colour	Black	Horns	Polled
Born As	Single	Calving Ease	Unassisted

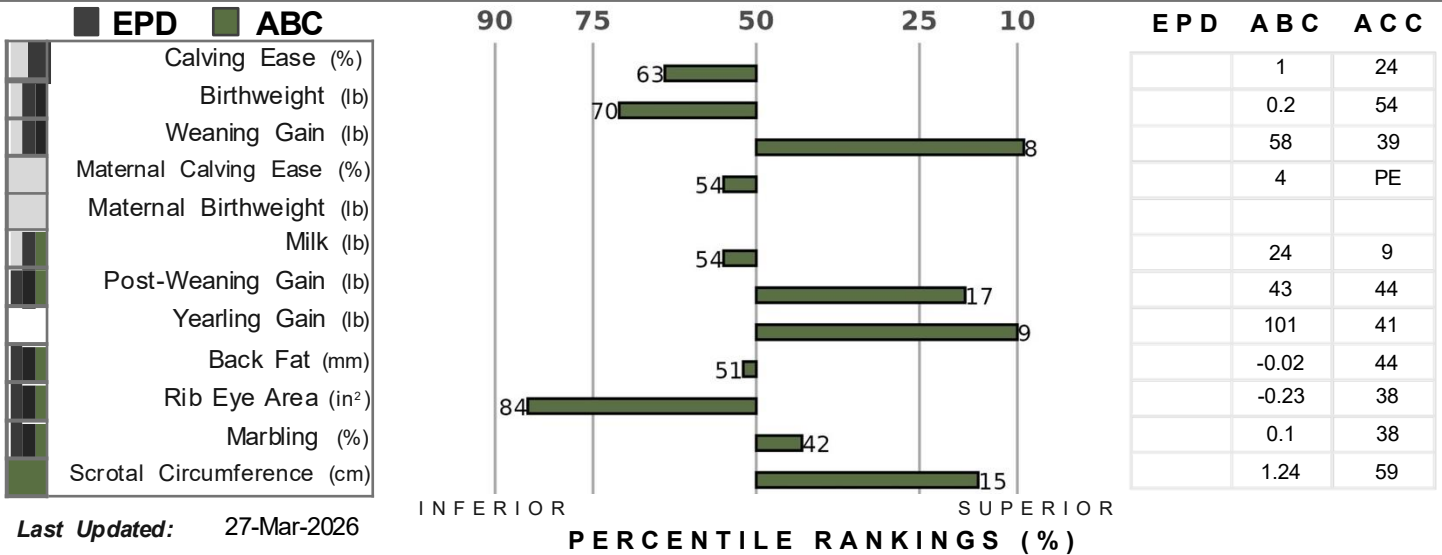
OVERALL GENETIC MERIT

2,952 BIO\$	Maternal	
	Terminal	★★★★★
	Balanced	★★★★☆

PEDIGREE



GENETIC EVALUATIONS



PERFORMANCE

Stage	Weight (lb)	ADG (lb)
Birth	83	
Weaning	650	2.41
Adj WWT	626	2.69
SOT	728	4.21
EOT	1,195	
Adj YWT	1,321	3.39

Ultrasound	
Back Fat (mm)	6
Rib Eye Area (in ²)	11.7
Adj Rib Eye Area (in ²)	11.1
Marbling (%)	1.82
Adj Marbling (%)	1.7
Grade	PD

Physical Evaluation	
Weight / Day of Age (lb)	3.2
Hip Height (in)	49
Frame	4.9
Actual SC (cm)	39.5
Adj 365d SC (cm)	39.2
Breeding Soundness	

CONTACT

Consignor Comments	Contact
Blaze faced black bull that we recommend as a heifer bull out of Bedrock bull and TNT in his pedigree. Moderate framed and full of meat. This guy is a carcass enhancer and EPDs for REA 20%, Marbling 15%, API 15% and TI 10% that you will look for a long time to find in one package.	DAVID MILLINER WAYDAMAR FARMS 519-923-9188 / milliner_dj@gmail.com



EOT Bull Group 1

Report 2025-2026 Bull Evaluation



7



WAYDAMAR BLK NAYLOR 46N

BASIC INFORMATION

Tattoo	MWY 46N	Breed	Simmental
Birthdate	01-Feb-2025	Reg ID	1512965
Colour	Black	Horns	Polled
Born As	Single	Calving Ease	Unassisted

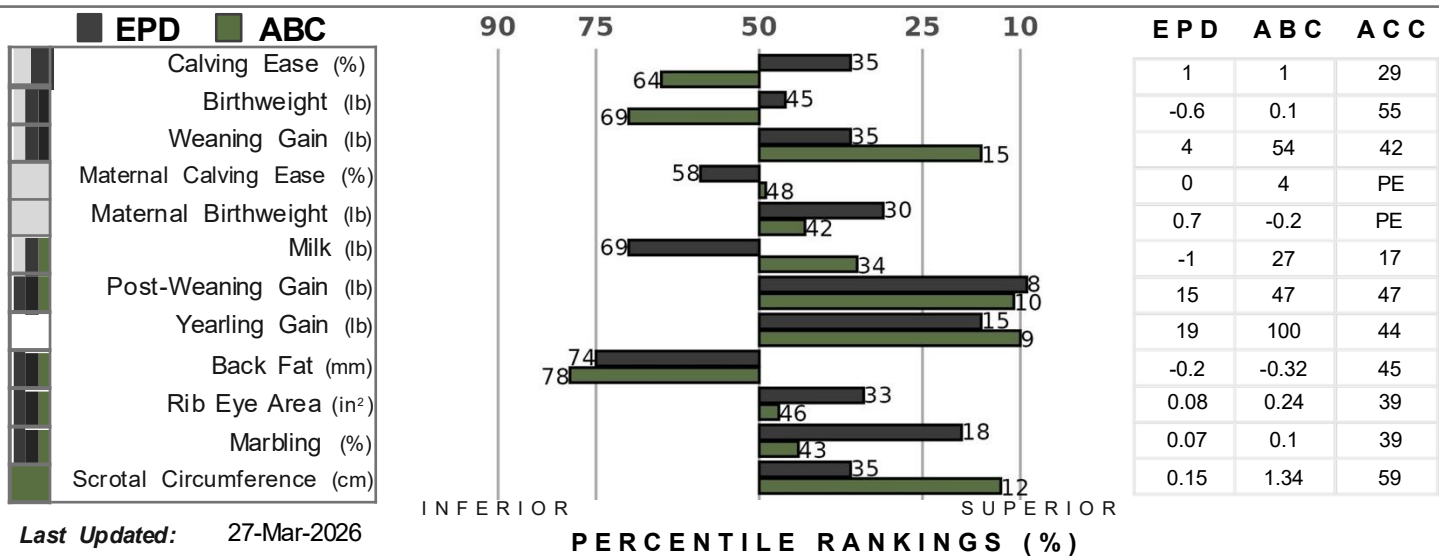
OVERALL GENETIC MERIT

3,773 BIO\$	Maternal	★★★★★
	Terminal	★★★★★
	Balanced	★★★★★

PEDIGREE



GENETIC EVALUATIONS



PERFORMANCE

Stage	Weight (lb)	ADG (lb)
Birth	91	
Weaning	642	2.39
Adj WWT	569	2.39
SOT	707	4.36
EOT	1,190	
Adj YWT	1,288	3.28

Ultrasound	
Back Fat (mm)	5
Rib Eye Area (in ²)	13.5
Adj Rib Eye Area (in ²)	12.9
Marbling (%)	1.99
Adj Marbling (%)	1.9
Grade	PD-A

Physical Evaluation	
Weight / Day of Age (lb)	3.22
Hip Height (in)	50
Frame	5.4
Actual SC (cm)	39.5
Adj 365d SC (cm)	39.3
Breeding Soundness	

CONTACT

Consignor Comments	Contact
46N is a black polled bull that carries 25% fleck genetics that we added through using the McRobdon Empire bull for 2 years. We think this guy will work on cows and heifers with Epic and TNT in is pedigree and his CE & BW numbers support that thinking. Look at his EPDs and especially his ALL Purpose and Terminal Indexes	DAVID MILLINER WAYDAMAR FARMS 519-923-9188 / milliner_dj@gmail.com