

# Evaluation Report

# Bull Group 2

2025-2026 Bull Evaluation



Evaluation Date: 27-Mar-2026

## Group Information

**Centre Manager:** DAVID MILLINER

**Farm Name:** WAYDAMAR FARMS

**Contact Information:** 519-923-9188 / [milliner.dg@gmail.com](mailto:milliner.dg@gmail.com)



**WAYDAMAR RED PILLAR 16M**

*Top BIO\$*

*Top Maternal*

**WAYDAMAR BLK EXECUTIVE 178M**

*Top Terminal*

**WAYDAMAR RED PILLAR 16M**

*Top Balanced*

**WAYDAMAR RED PILLAR 16M**

## Test Information

Period	#	Date
Delivery	8	
SOT	8	18-Oct-25
28d	8	15-Nov-25
56d	8	13-Dec-25
84d	8	09-Jan-26
EOT	8	06-Feb-26

## Centre Manager Comments

**Provision and Use of Information Produced by AgSights.** As part of the terms and conditions of AgSights' Beef Evaluation Services, it is understood that information provided by AgSights including, but not limited to, genetic and carcass evaluations, are calculated with generally accepted animal breeding methodologies using raw data and pedigreed provided by the breeder and/or owner of the animal. The accuracy of input data has a direct impact on the results received. The client requesting AgSights' Beef Evaluation Services is wholly responsible for verifying the accuracy of data.

The intention of the information provided by AgSights is for comparative purposes only to provide general guidance to breeders and buyers. The user of this information agrees to hold AgSights harmless for any losses or damages that may be incurred as a result of receipt and/or reliance upon this comparative information. This clause shall be a complete defense to any claim brought by the purchaser and/or user in relation to such services.



Thank you for participating in an AgSights Beef Evaluation Program! Included in this evaluation report are **Group Reports** and individual **Performance Sheets** for each animal.

### Group Reports

Summarizes performance data across the whole group and within each breed. Remember that performance data should only be compared within contemporaries (animals managed the same, with the same opportunity to perform).

- **Breed** – The green box at the top of the report indicates what breed is summarized, or All for the group summary.
- **Growth Curve Graph** – Average growth of the group from Birth to EOT. The average growth of the group (green) is shown relative to expected (grey) 3 lb/day growth. The shaded area is the range of weights at a given period.
- **Average Test Performance** – Number of animals, weigh date, and group averages for weight traits (weight, ADG, WPDA) for each test period from Delivery to EOT.
- **Average Growth** – Average performance (raw or adjusted - Adj) for various growth traits. The graphs show individual performance as a deviation from the group average.
- **Genetic Merit** – Rankings for animals on a 1 to 5 star scale graphed for the Maternal, Terminal and Balanced indexes. Superior animals will have more stars.
- **Average Ultrasound/Physical Evaluation** – Average performance (raw or adjusted - Adj) for ultrasound and EOT traits. The graphs for Rib Eye Area and Scrotal Circumference (SC) are a deviation from group average, while the Grade shows the expected carcass grade of the animal based on marbling.
- **Centre Manager Comments and Contact Information**

### Performance Sheets

Performance sheets provide detailed performance and genetic evaluation data for an individual animal. Information that is not available or applicable, is indicated by "NA".

- **Basic Information** – Basic identification and birth information for the animal.
- **Overall Genetic Merit** – Index values for the four available indexes (BIO\$, Maternal, Terminal and Balanced). These indexes can be compared across all breeds, more information below.
- **Pedigree** – Registration IDs and Names for parents and grand-parents.
- **Genetic Evaluations** – Genetic evaluations for individual traits. This section includes a graph of percentile rankings, grey bars are the ranking within-breed (EPD), and green bars the ranking across breeds (ABC). Superior animals for a trait will rank above 50%, within or across breeds.. The numeric value for the EPD and ABC are also included, as well as the accuracy (ACC).
- **Performance** – Raw or adjusted performance (Adj) for weight traits (left), ultrasound (centre), and physical evaluation (right).
- **Consignor Comments and Contact** – Notes on the animal's attributes from the consignor and contact information for prospective buyers.

### Performance Traits

**Calving Ease (CE)** – The ease with which the animal was born. The categories are Unassisted, Easy Pull, Hard Pull, Surgical and Malpresentation.

**Birth Weight (BWT)** – Birth Weight of the animal (lb).

**Weaning Weight (WWT)** – The raw weaning weight of the animal, should not be used for comparisons, as it does not account for differences in age.

**Adjusted Weaning Weight (Adj WWT)** – The on-farm weaning weight of the animal adjusted to 200 days. Adjustments are made for age of dam and sex.

**Start of Test (SOT)** – Weight (lb) at Start of Test.

**End of Test (EOT)** – Weight (lb) at End of Test.

**Adjusted Yearling Weight (Adj YWT)** – The on-farm or test evaluation weight of the animals adjusted to 365 days.

**Average Daily Gain (ADG)** – The gain per day between two periods (e.g., Birth and Weaning, SOT and EOT).

**Weight Per Day of Age (WPDA)** – The weight (lb) of an animal at a given period divided by days of age, includes BWT.

**Back Fat (FAT)** – Measured ultrasonically (mm) between the 12<sup>th</sup> and 13<sup>th</sup> ribs (grading site) at EOT.

**Rib Eye Area (REA)** – Measured ultrasonically (sq in) between the 12<sup>th</sup> and 13<sup>th</sup> ribs (grading site) at EOT.

**Adjusted REA (Adj REA)** – REA measured at EOT and adjusted with a breed-specific adjustment factor to 365d of age.

**Marbling (IMF)** – Intramuscular fat measured ultrasonically (%) between the 12<sup>th</sup> and 13<sup>th</sup> ribs (grading site) at EOT.

**Adj Marbling (Adj IMF)** – Intramuscular fat measured ultrasonically (%) between the 12<sup>th</sup> and 13<sup>th</sup> ribs (grading site) at EOT and adjusted to 365d of age.

**Grade** – IMF expressed as a marbling grade (A, AA, AAA). PD indicated Practically Devoid, which is a IMF less than 1.86%. Animals near the border of a category are shown as a combination of the categories (e.g., A-AA).

**Hip Height (HH)** – The height of the animal at the hip bones at EOT.

**Frame Score (FS)** – A 1 to 10 scale calculated using HH and age, according to Beef Improvement Federation guidelines.

**Scrotal Circumference (SC)** – Scrotal circumference (cm) at EOT. Indication of semen production of the bull, guidelines for minimum SC are breed-specific. ABN indicated abnormal testicles and no measurements taken.

**Adjusted Scrotal Circumference (Adj SC)** – SC adjusted to 365d of age.

**Breeding Soundness Exam** – Pass/Fail Results of a Breeding Soundness Exam performed by a license veterinarian, if performed.



Evaluation Date: 27-Mar-2026

The goal of this reference is to help you use the Beef Performance Evaluation Reports to inform buying and selling decisions. Genetic evaluations are the best tools we have to understand the expected value of an animal to our breeding program. Parents pass on their genetics to progeny in future calf crops, not their own raw performance, which is influenced by management (e.g., feed, age at measurement) and environment.

### Understanding Genetic Evaluations

A genetic evaluation represents the expected genetic superiority of progeny, in trait units, relative to the average of animals for that trait, after adjusting for factors like management. With the exception of Birth Weight and Back Fat, larger values represent superior animals for a given trait.

#### EPD vs ABC

Expected Progeny Differences (EPD) compare the genetic merit of individuals within a specific breed, while Across Breed Comparisons (ABC) can be used to compare animals across all breeds.

#### Percentile Rankings

To simplify comparisons, percentile rankings, rank the animal on a scale of 1 (best) to 100 (worst), with the value representing animals in the Top X% within-breed (EPD, grey bars) or across-breeds (ABC, green bars). In the report graph, look for animals with bars on the right-side of graph (Top 50%) to improve a given trait.

#### Accuracy

The accuracy of an EPD / ABC is influenced by the amount of information available. An animal with its own performance record will have a higher accuracy than those without. EPDs / ABCs account for the performance information on all relatives (e.g., parents, half-siblings). The higher the accuracy the more confidence you can have in your decisions.



#### WAYDAMAR BLK EXECUTIVE 178M

has the best genetic merit for Weaning Gain. This animal is in the Top 3 % within-breed (EPD) and Top 1 % across breeds (ABC).

Calves from this animal are expected to wean 71.6 lb more than average.

### Selection Indexes

Selection indexes simplify your selection decisions. They combine genetic merit for several traits important to a given production purpose into one value.

The traits are weighted to account for their importance to revenue/cost on an average operation. Index values can be used to compare animals across breeds.

In the report, index values are colour coded: green (BIO\$), light grey (Maternal), medium grey (Terminal), dark grey (Balanced), so you can quickly reference which traits are used in each.

#### BIO\$

The original proprietary index designed by AgSights to select bulls for commercial calf production.

The value indicates *additional* profit, in dollars, expected to be generated from the use of a bull across two calving seasons, compared to an average bull.

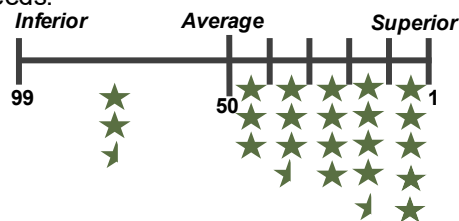
#### Top 3 Bulls for BIO\$:

1. WAYDAMAR RED PILLAR 16M
2. WAYDAMAR BLK EXECUTIVE 178M
3. WAYDAMAR RED RANCHER 118M

#### Production Indexes

The other indexes help you to select animals for a specific purpose (e.g., maternal sires to generate replacement heifers, terminal sires for steer production).

They are reported on a 5 star scale, with 2.5 star animals being below average and 5 star animals being in the Top 10% across all breeds.



### Evaluated Traits

**Calving Ease (CE)** – Genetic prediction of the increase or decrease in percentage unassisted calvings.

**Birth Weight (BW)** – The expected effect (lb) an animal will have on the average BWT of their calves.

**Weaning Gain (WG)** – The expected effect (lb) an animal will have on their calves' ability to grow from birth to weaning

**Maternal Calving Ease (CEm)** – The expected effect of the animal's daughters on the calving ease (% unassisted) of the calves.

**Maternal Birth Weight (BWm)** – The expected effect of the animal's daughters on the birth weight (lb) of the calf.

**Mothering Ability (MILK)** – The ability of the animal's daughters to provide their calves with milk / mothering to influence pre-wean growth (lb).

**Post-Weaning Gain (PWG)** – Indicates the ability of the animal's calves to grow from weaning to yearling (lb).

**Yearling Gain (YG)** – Indicates the ability of the animal's calves to grow from birth to yearling (lb).

**Back Fat (FAT)** – The ability of an animal's progeny to deposit back fat (mm), or finishing ability, adjusted to a common age.

**Rib Eye Area (REA)** – Predictor of the difference in rib eye area (sq in), or muscling, of an animal's progeny.

**Marbling (IMF)** – The ability of an animal's progeny to deposit marbling fat (%), adjusted to a common age.

**Scrotal Circumference (SC)** – The ability of a bull to transmit scrotal size to male progeny. It is a partial indicator of daughter fertility.



# EOT Bull Group 2

## Report 2025-2026 Bull Evaluation



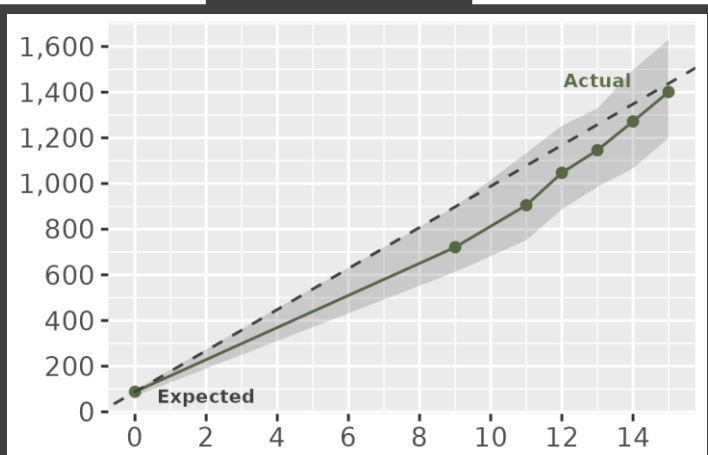
27-Mar-2026

Last Updated

### All Breeds

### AVERAGE TEST PERFORMANCE

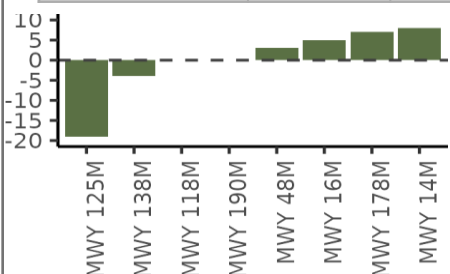
Period	#	Date	Weight (lb)	ADG (lb)	WPDA (lb)
Delivery	8		793		
SOT	8	18-Oct-25	905		
28d	8	15-Nov-25	1,047	5.08	3.03
56d	8	13-Dec-25	1,146	4.3	3.07
84d	8	09-Jan-26	1,272	4.34	3.18
EOT	8	06-Feb-26	1,401	4.4	3.27



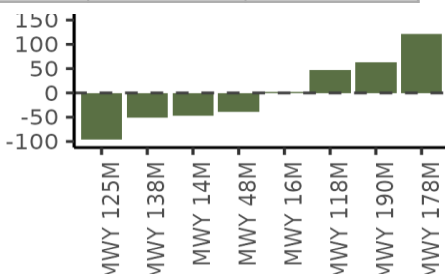
Growth (lb) by Months of Age

### AVERAGE GROWTH

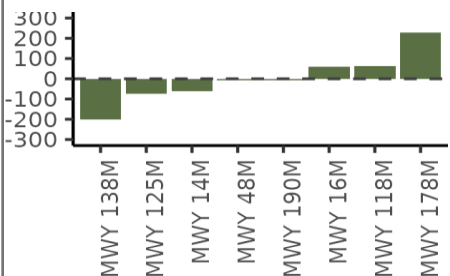
% Unassisted	Birth	Weaning	Adj WWT	Adj YWT
100	88	721	601	1,327



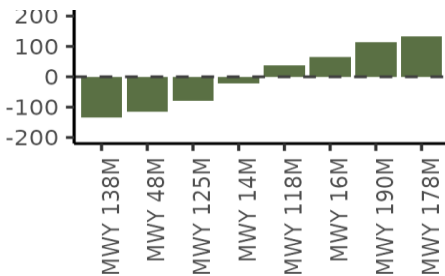
Birth (lb)



Adj WWT (lb)

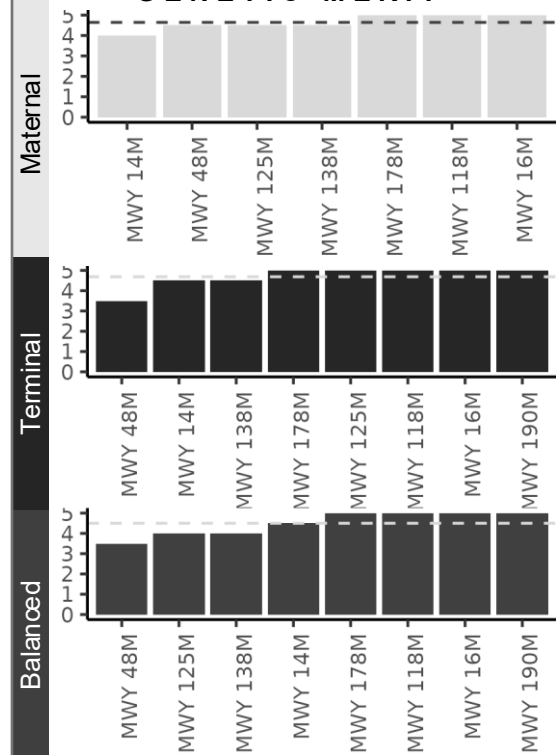


EOT (lb)



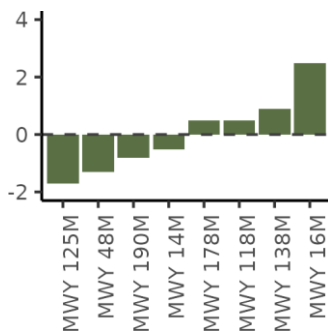
Adj YWT (lb)

### GENETIC MERIT

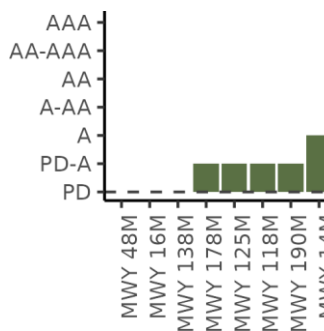


### AVERAGE ULTRASOUND / PHYSICAL EVALUATION

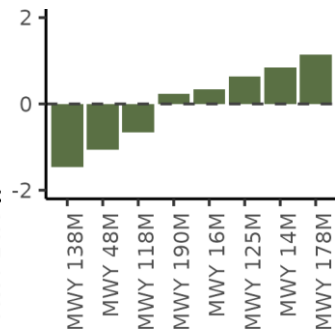
Back Fat (mm)	8
Rib Eye Area (in <sup>2</sup> )	13.4
Adj Rib Eye Area (in <sup>2</sup> )	11.7
Marbling (%)	1.96
Adj Marbling (%)	1.57
Hip Height (in)	50.9
Frame	5.2
Actual SC (cm)	39.8
Adj 365d SC (cm)	37.5



Adj Rib Eye Area (in<sup>2</sup>)



Grade



Adj 365d SC (cm)



# EOT Bull Group 2

## Report 2025-2026 Bull Evaluation



1



**WAYDAMAR BLK MADHATTER 48M**

### BASIC INFORMATION

Tattoo	MWY 48M	Breed	Simmental
Birthdate	14-Nov-2024	Reg ID	1493878
Colour	Black	Horns	Polled
Born As	Single	Calving Ease	Unassisted

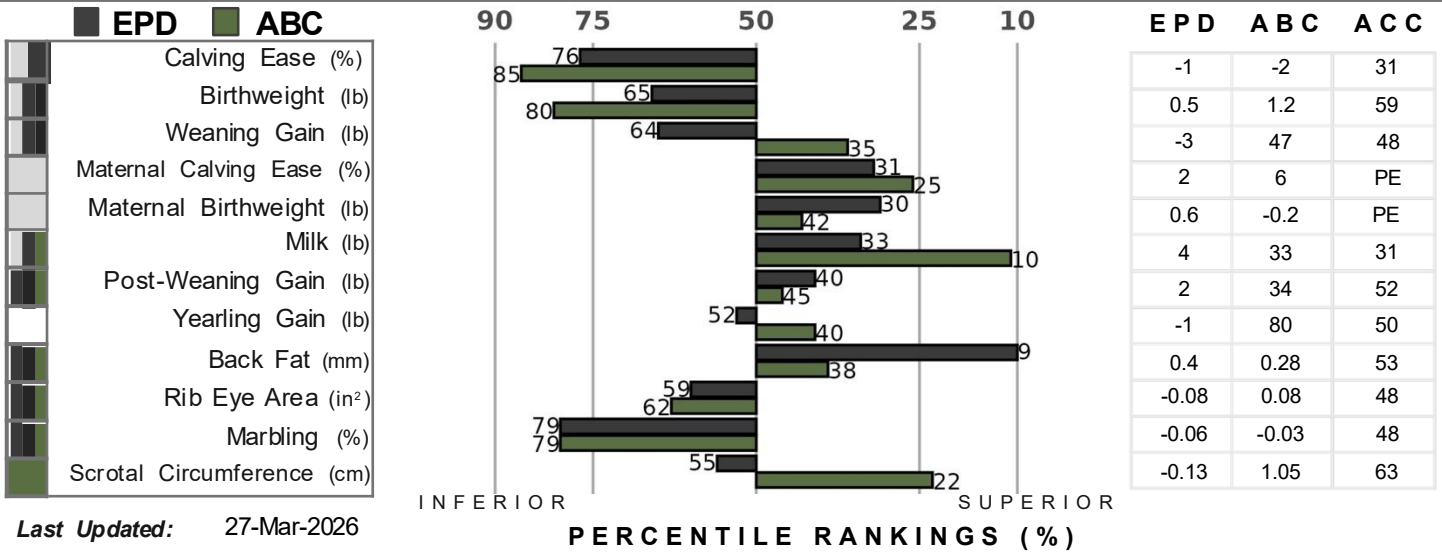
### OVERALL GENETIC MERIT

<b>2,888</b> BIO\$	Maternal	★★★★★
	Terminal	★★★★★
	Balanced	★★★★★

PEDIGREE



GENETIC EVALUATIONS



Last Updated: 27-Mar-2026

PERFORMANCE

Stage	Weight (lb)	ADG (lb)	Ultrasound		Physical Evaluation	
Birth	91		Back Fat (mm)	10	Weight / Day of Age (lb)	3.1
Weaning	737	2.36	Rib Eye Area (in <sup>2</sup> )	12.1	Hip Height (in)	52
Adj WWT	563	2.36	Adj Rib Eye Area (in <sup>2</sup> )	10.4	Frame	5.5
SOT	929		Marbling (%)	1.57	Actual SC (cm)	39.5
EOT	1,394	3.93	Adj Marbling (%)	1.2	Adj 365d SC (cm)	36.4
Adj YWT	1,211	3.07	Grade	PD	Breeding Soundness	

CONTACT

#### Consignor Comments

Fall born solid black polled bull out of the AI sire Riddler that we use for his maternal power and performance. Mother is a Marywood Manhattan 44P daughter that is still in the herd and rebred to calve at the age of 14.

#### Contact

**DAVID MILLINER**  
WAYDAMAR FARMS

519-923-9188 / milliner\_dj@gmail.com



# EOT Bull Group 2

## Report 2025-2026 Bull Evaluation



# 2

### BASIC INFORMATION

Tattoo	MWY 178M	Breed	Simmental
Birthdate	02-Dec-2024	Reg ID	1497840
Colour	Black	Horns	Polled
Born As	Single	Calving Ease	Unassisted

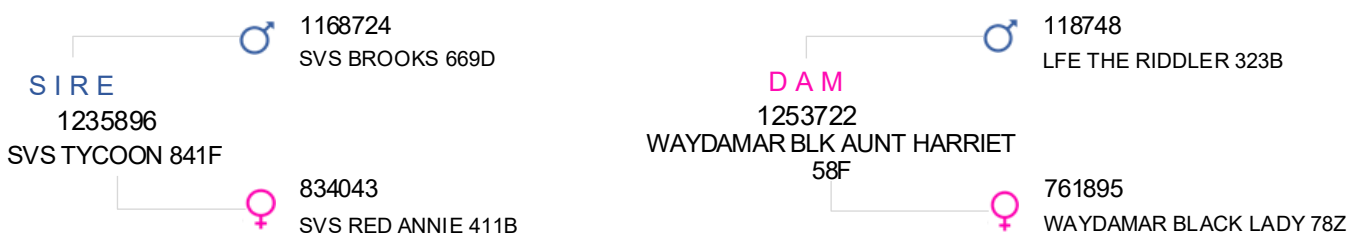
### OVERALL GENETIC MERIT

<b>3,968</b> BIO\$	Maternal	★★★★★
	Terminal	★★★★★
	Balanced	★★★★★

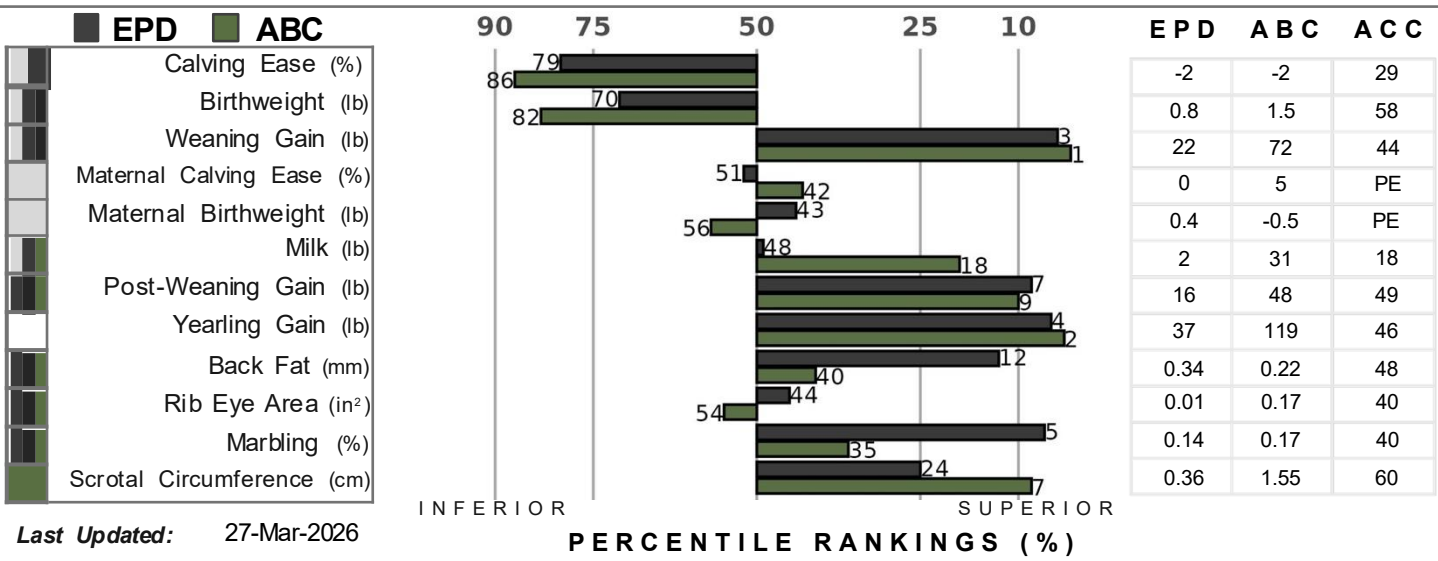


**WAYDAMAR BLK EXECUTIVE 178M**

PEDIGREE



GENETIC EVALUATIONS



PERFORMANCE

Stage	Weight (lb)	ADG (lb)
Birth	95	
Weaning	899	3.14
Adj WWT	723	3.14
SOT	1,133	4.47
EOT	1,630	
Adj YWT	1,461	3.74

Ultrasound	
Back Fat (mm)	8
Rib Eye Area (in <sup>2</sup> )	14
Adj Rib Eye Area (in <sup>2</sup> )	12.2
Marbling (%)	2.63
Adj Marbling (%)	2.1
Grade	PD-A

Physical Evaluation	
Weight / Day of Age (lb)	3.78
Hip Height (in)	53
Frame	6.2
Actual SC (cm)	41
Adj 365d SC (cm)	38.6
Breeding Soundness	

CONTACT

<p><b>Consignor Comments</b></p> <p>A black polled bull that is by the AI sire SVS Tycoon 841F. He is loaded meat and bigtime performance bull that will add that extra length in his progeny. His dam is an exceptional Riddler daughter from our Lucky Buck cow family that has 2 daughters in our herd.</p>	<p><b>Contact</b></p> <p><b>DAVID MILLINER</b> WAYDAMAR FARMS 519-923-9188 / milliner_dj@gmail.com</p>
--	--



# EOT Bull Group 2

## Report 2025-2026 Bull Evaluation



# 3



**WAYDAMAR RED 125M**

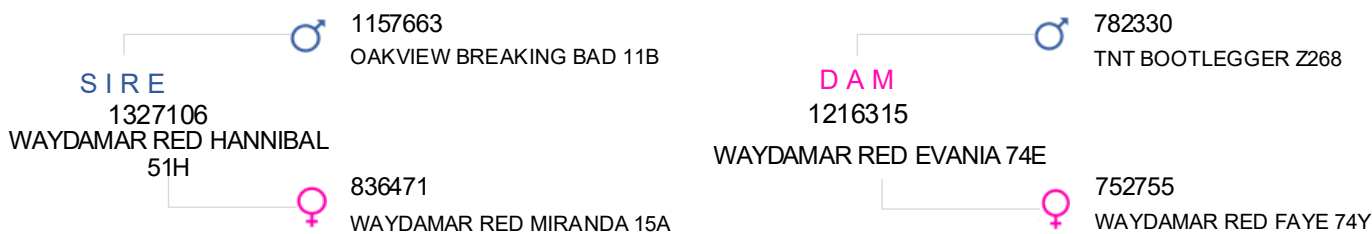
### BASIC INFORMATION

Tattoo	MWY 125M	Breed	Simmental
Birthdate	03-Dec-2024	Reg ID	1497843
Colour	Black	Horns	Polled
Born As	Twin	Calving Ease	Unassisted

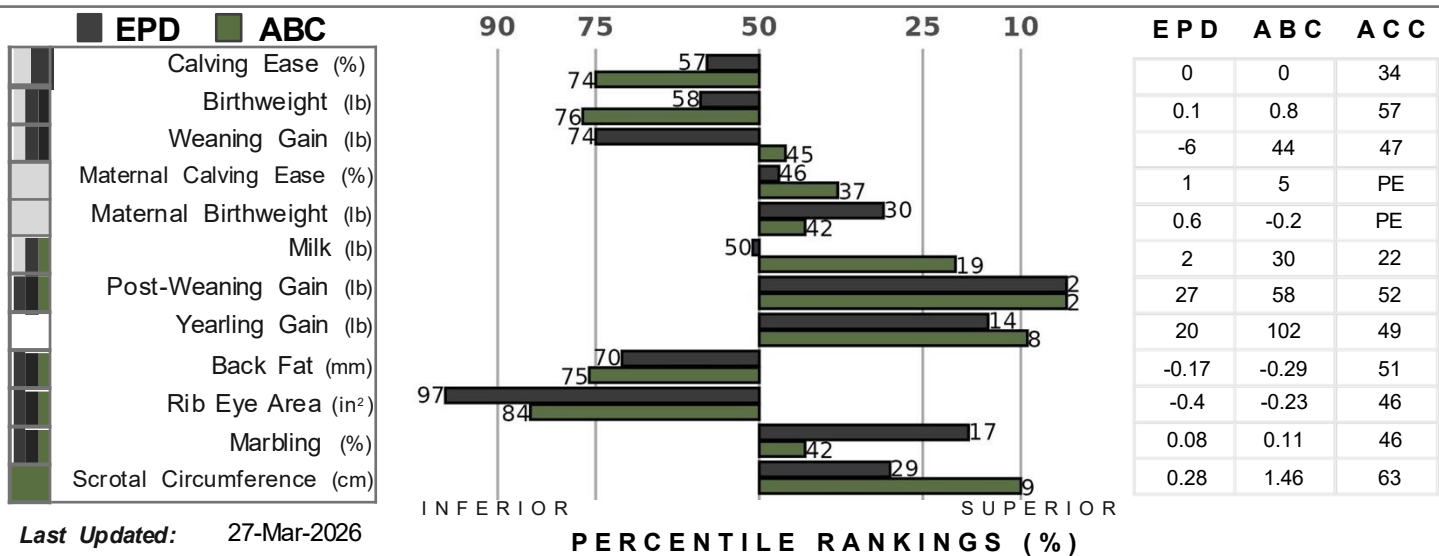
### OVERALL GENETIC MERIT

<b>3,156</b> BIO\$	Maternal	★★★★★
	Terminal	★★★★★
	Balanced	★★★★★

### PEDIGREE



### GENETIC EVALUATIONS



### PERFORMANCE

Stage	Weight (lb)	ADG (lb)
Birth	69	
Weaning	621	2.16
Adj WWT	506	2.07
SOT	810	4.5
EOT	1,327	
Adj YWT	1,248	3.23

Ultrasound	
Back Fat (mm)	6
Rib Eye Area (in <sup>2</sup> )	11.3
Adj Rib Eye Area (in <sup>2</sup> )	10
Marbling (%)	2.03
Adj Marbling (%)	1.6
Grade	PD-A

Physical Evaluation	
Weight / Day of Age (lb)	3.09
Hip Height (in)	49
Frame	4.2
Actual SC (cm)	40.5
Adj 365d SC (cm)	38.1
Breeding Soundness	

### CONTACT

<p><b>Consignor Comments</b></p> <p>Red polled bull that was a twin at birth but raised as a single. Recommended on cows to add length and performance to his offspring. A bull by the 51H performance bull and a Bootlegger dam that does it every year.</p>	<p><b>Contact</b></p> <p><b>DAVID MILLINER</b> WAYDAMAR FARMS 519-923-9188 / <a href="mailto:milliner_dj@gmail.com">milliner_dj@gmail.com</a></p>
---	---



# EOT Bull Group 2

## Report 2025-2026 Bull Evaluation



# 4



**WAYDAMAR RED MCDONALD 44M**

### BASIC INFORMATION

Tattoo	MWY 14M	Breed	Simmental
Birthdate	09-Dec-2024	Reg ID	1497853
Colour	Red	Horns	Polled
Born As	Single	Calving Ease	Unassisted

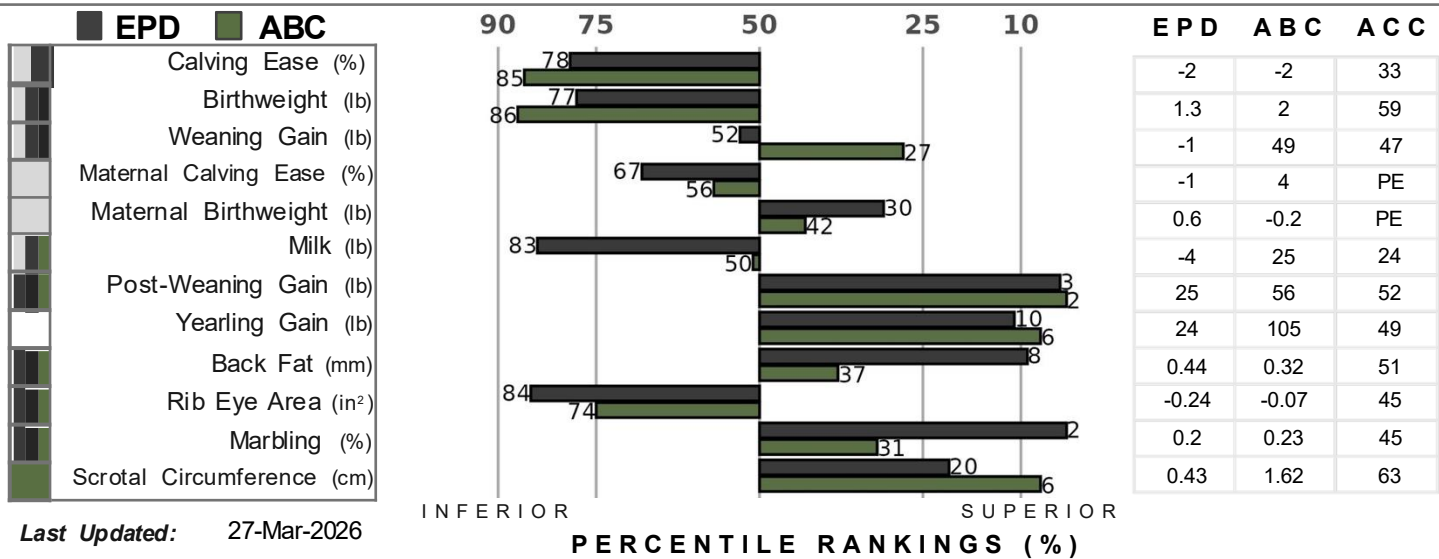
### OVERALL GENETIC MERIT

<b>3,580</b> BIO\$	Maternal	★★★★★
	Terminal	★★★★★
	Balanced	★★★★★

PEDIGREE



GENETIC EVALUATIONS



PERFORMANCE

Stage	Weight (lb)	ADG (lb)	Ultrasound		Physical Evaluation	
Birth	96		Back Fat (mm)	10	Weight / Day of Age (lb)	3.16
Weaning	665	2.29	Rib Eye Area (in <sup>2</sup> )	12.7	Hip Height (in)	52
Adj WWT	554	2.29	Adj Rib Eye Area (in <sup>2</sup> )	11.2	Frame	5.8
SOT	819		Marbling (%)	3.04	Actual SC (cm)	40.5
EOT	1,340	4.55	Adj Marbling (%)	2.5	Adj 365d SC (cm)	38.3
Adj YWT	1,305	3.31	Grade	A	Breeding Soundness	

CONTACT

Consignor Comments	Contact
Another red polled bull out of 51H and the 44 cow out of the Ferme Gagnon Top Cut bull we purchased. A bull we like for his length and makeup that will translate in producing awesome feeder calves. A bull recommended on cows.	<b>DAVID MILLINER</b> WAYDAMAR FARMS 519-923-9188 / milliner_dj@gmail.com



# EOT Bull Group 2

## Report 2025-2026 Bull Evaluation



5



**WAYDAMAR RED RANCHER 118M**

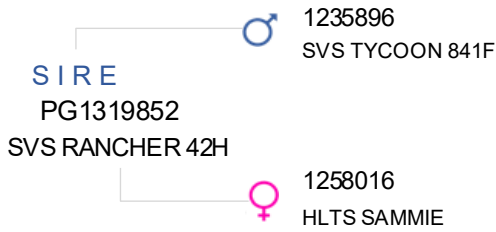
### BASIC INFORMATION

Tattoo	MWY 118M	Breed	Simmental
Birthdate	08-Dec-2024	Reg ID	1497847
Colour	Red	Horns	Polled
Born As	Single	Calving Ease	Unassisted

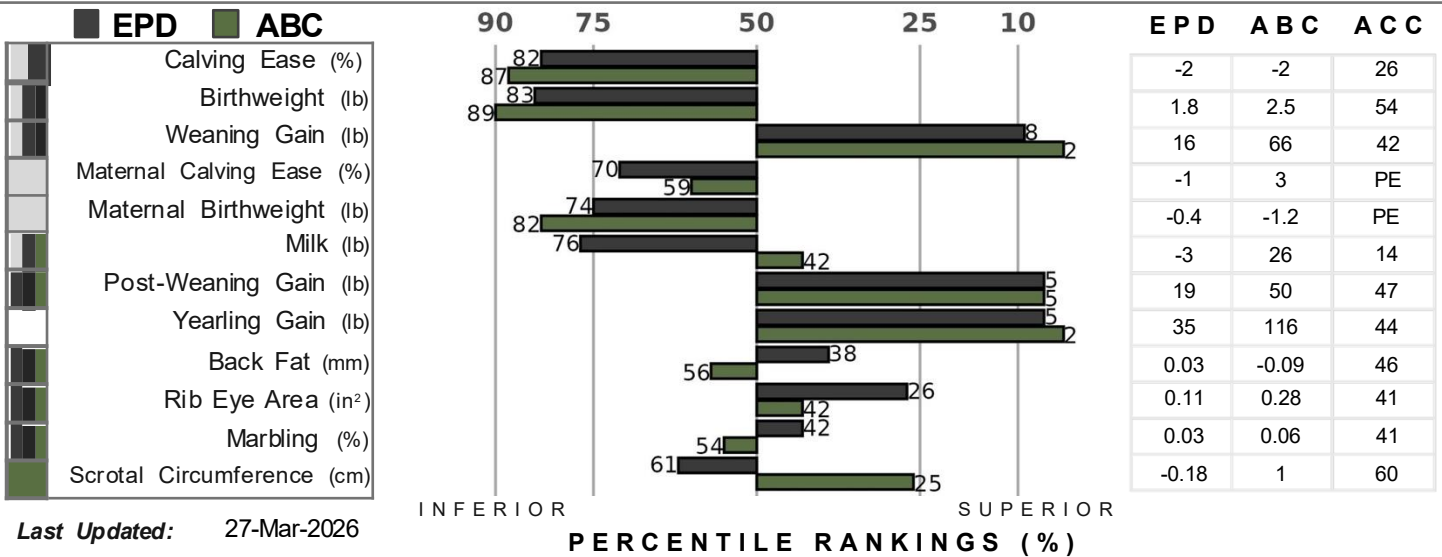
### OVERALL GENETIC MERIT

<b>3,830</b> BIO\$	Maternal	★★★★★
	Terminal	★★★★★
	Balanced	★★★★★

PEDIGREE



GENETIC EVALUATIONS



PERFORMANCE

Stage	Weight (lb)	ADG (lb)	Ultrasound		Physical Evaluation	
Birth	88		Back Fat (mm)	8	Weight / Day of Age (lb)	3.45
Weaning	773	2.74	Rib Eye Area (in <sup>2</sup> )	13.9	Hip Height (in)	50.5
Adj WWT	648	2.79	Adj Rib Eye Area (in <sup>2</sup> )	12.2	Frame	5
SOT	971		Marbling (%)	2.08	Actual SC (cm)	39
EOT	1,465	4.34	Adj Marbling (%)	1.7	Adj 365d SC (cm)	36.8
Adj YWT	1,364	3.5	Grade	PD-A	Breeding Soundness	

CONTACT

#### Consignor Comments

When it came time to select bulls to test we just couldn't not test him and see how he performs and anyone wants a heck of a bull in the flesh. Meet machine out of SVS Rancher and the mother of Langley 18L that we used on heifer. Heck of a bull if you look past the colour and EPDs that rings the bell as bull to produce beef.

#### Contact

**DAVID MILLINER**  
WAYDAMAR FARMS

519-923-9188 / milliner.dj@gmail.com



# EOT Bull Group 2

## Report 2025-2026 Bull Evaluation



6



**WAYDAMAR RED PILLAR 16M**

### BASIC INFORMATION

Tattoo	MWY 16M	Breed	Simmental
Birthdate	09-Dec-2024	Reg ID	1497851
Colour	Red	Horns	Polled
Born As	Single	Calving Ease	Unassisted

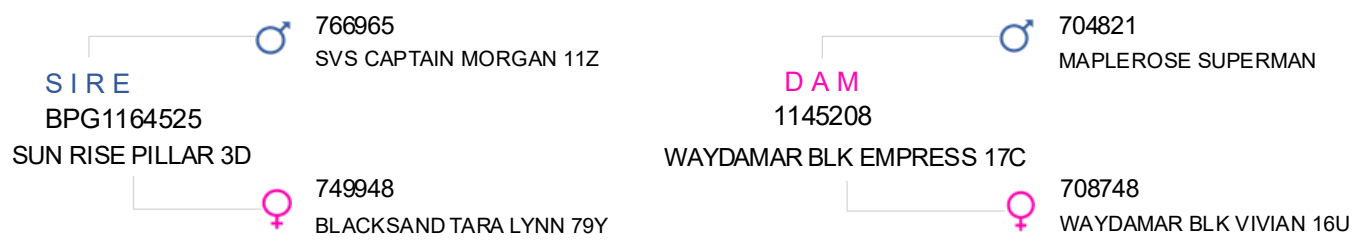
### OVERALL GENETIC MERIT

5,055

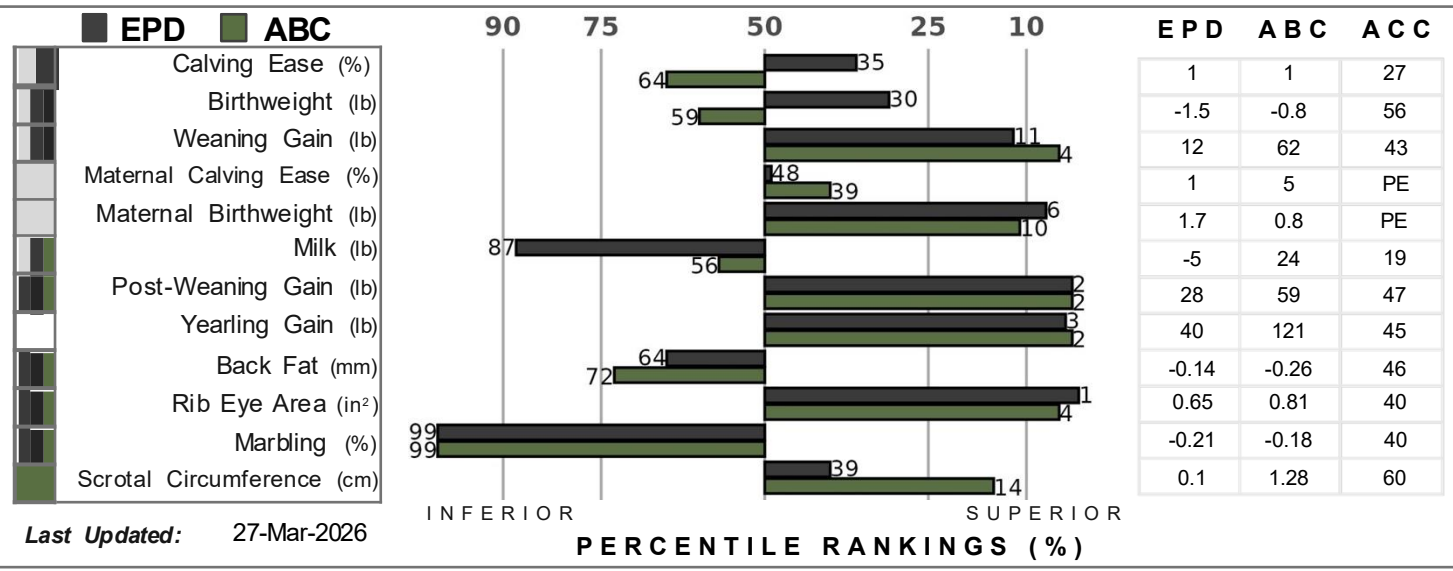
BIO\$

Maternal	★ ★ ★ ★ ★
Terminal	★ ★ ★ ★ ★
Balanced	★ ★ ★ ★ ★

PEDIGREE



GENETIC EVALUATIONS



PERFORMANCE

Stage	Weight (lb)	ADG (lb)
Birth	93	
Weaning	729	2.55
Adj WWT	603	2.55
SOT	924	4.78
EOT	1,460	
Adj YWT	1,392	3.56

Ultrasound	
Back Fat (mm)	7
Rib Eye Area (in <sup>2</sup> )	16.4
Adj Rib Eye Area (in <sup>2</sup> )	14.2
Marbling (%)	0.37
Adj Marbling (%)	0.3
Grade	PD

Physical Evaluation	
Weight / Day of Age (lb)	3.44
Hip Height (in)	50
Frame	4.8
Actual SC (cm)	40
Adj 365d SC (cm)	37.8
Breeding Soundness	

CONTACT

**Consignor Comments**

A red polled bull with the extra performance and length that will add pounds to a calf crop. His father is the AI bull Sun Rise Pillar (Captain Morgan son) that we have use in our herd with great results in his male and female progeny.  
His mother the 16 cow has been consistent producing Superman female with longevity.

**Contact**

**DAVID MILLINER**  
**WAYDAMAR FARMS**

519-923-9188 / [milliner\\_dj@gmail.com](mailto:milliner_dj@gmail.com)



# EOT Bull Group 2

## Report 2025-2026 Bull Evaluation



# 7



**WAYDAMAR RED YELLOWSTONE 138M**

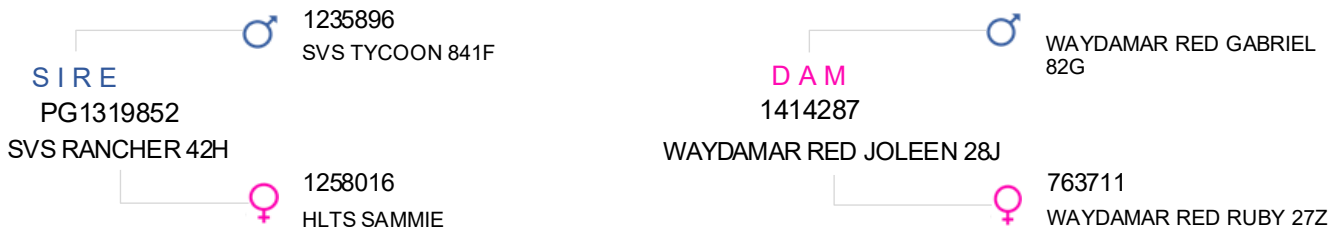
### BASIC INFORMATION

Tattoo	MWY 138M	Breed	Simmental
Birthdate	14-Dec-2024	Reg ID	1497858
Colour	Red	Horns	Polled
Born As	Single	Calving Ease	Unassisted

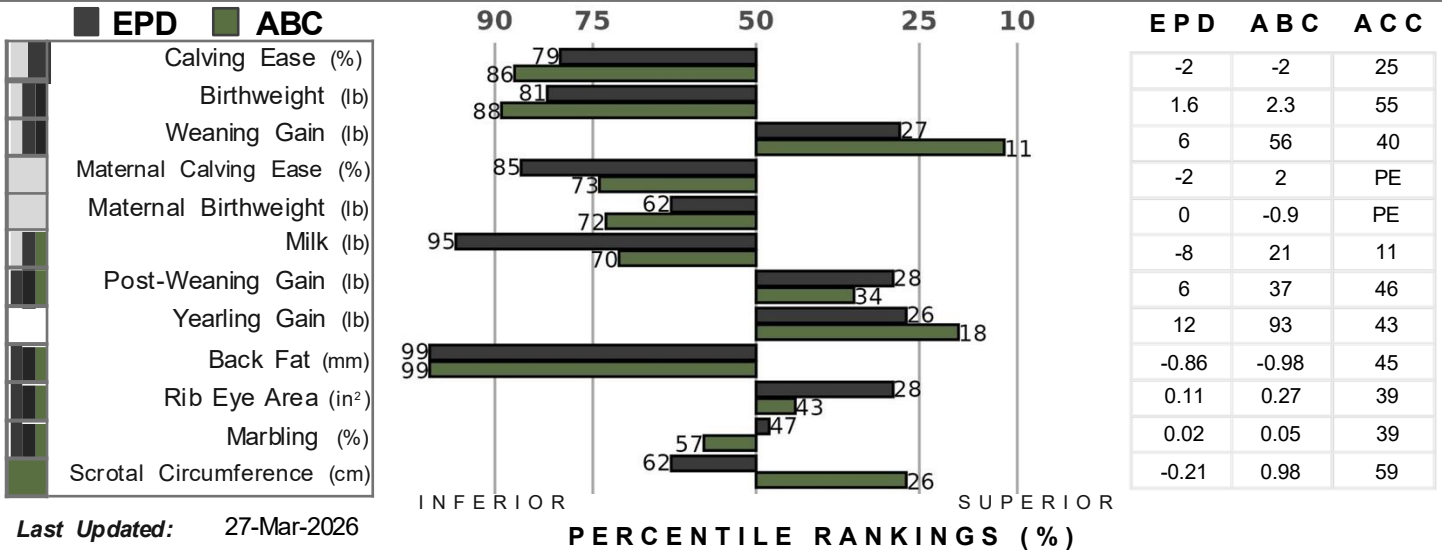
### OVERALL GENETIC MERIT

<b>2,964</b> BIO\$	Maternal	★★★★★
	Terminal	★★★★★
	Balanced	★★★★★

PEDIGREE



GENETIC EVALUATIONS



PERFORMANCE

Stage	Weight (lb)	ADG (lb)
Birth	84	
Weaning	613	2.17
Adj WWT	550	2.31
SOT	752	3.89
EOT	1,200	
Adj YWT	1,192	3.04

Ultrasound	
Back Fat (mm)	3
Rib Eye Area (in <sup>2</sup> )	14.3
Adj Rib Eye Area (in <sup>2</sup> )	12.6
Marbling (%)	1.82
Adj Marbling (%)	1.5
Grade	PD

Physical Evaluation	
Weight / Day of Age (lb)	2.86
Hip Height (in)	49
Frame	4.3
Actual SC (cm)	38
Adj 365d SC (cm)	36
Breeding Soundness	

CONTACT

Consignor Comments	Contact
A moderate frame thick red polled bull out of the AI SVS Rancher bull we have used and like the results of his male and female calves. His mother is a consistent producer out of the Red Gabriel bull and produced one of favorite red bulls last year going to Twinbrook. A bull that could be used on cows and heifers.	<b>DAVID MILLINER</b> WAYDAMAR FARMS 519-923-9188 / milliner_dj@gmail.com



# EOT Bull Group 2

## Report 2025-2026 Bull Evaluation



8



**WAYDAMAR RED SHAMROCK 190M**

### BASIC INFORMATION

Tattoo	MWY 190M	Breed	Simmental
Birthdate	06-Dec-2024	Reg ID	1497859
Colour	Red	Horns	Polled
Born As	Single	Calving Ease	Unassisted

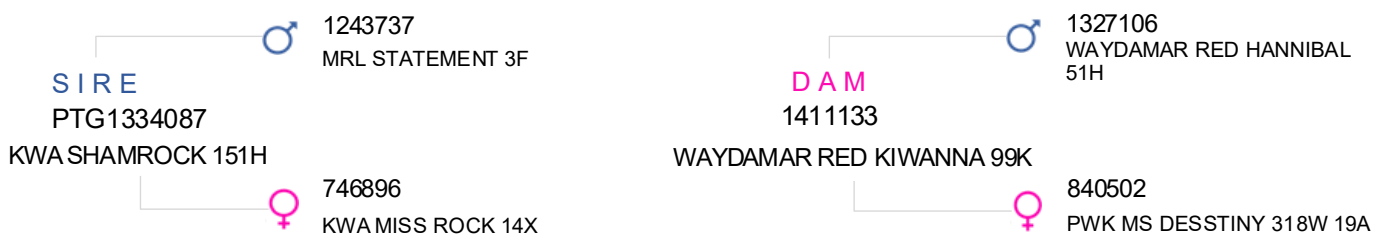
### OVERALL GENETIC MERIT

3,640

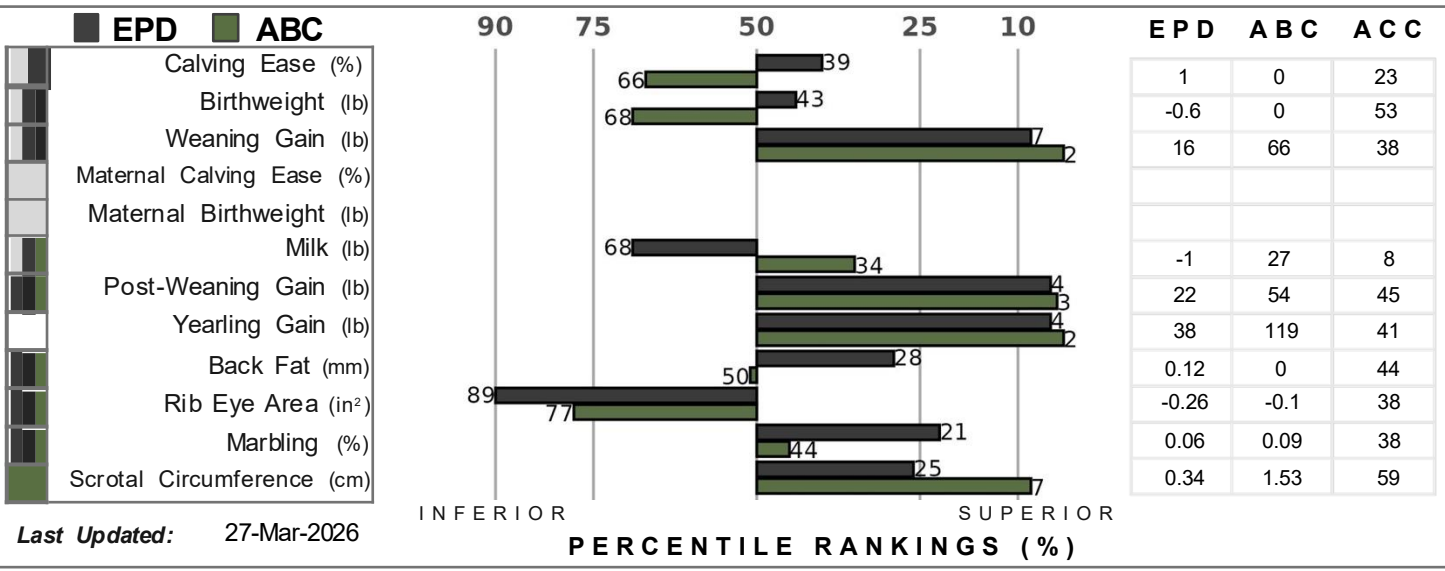
BIO\$

Maternal	
Terminal	★ ★ ★ ★ ★
Balanced	★ ★ ★ ★ ★

PEDIGREE



GENETIC EVALUATIONS



PERFORMANCE

Stage	Weight (lb)	ADG (lb)	Ultrasound		Physical Evaluation	
Birth	88		Back Fat (mm)	8	Weight / Day of Age (lb)	3.27
Weaning	731	2.55	Rib Eye Area (in <sup>2</sup> )	12.4	Hip Height (in)	51.5
Adj WWT	664	2.85	Adj Rib Eye Area (in <sup>2</sup> )	10.9	Frame	5.5
SOT	903		Marbling (%)	2.11	Actual SC (cm)	40
EOT	1,395	4.71	Adj Marbling (%)	1.7	Adj 365d SC (cm)	37.7
Adj YWT	1,441	3.71	Grade	PD-A	Breeding Soundness	

CONTACT

**Consignor Comments**

Red Polled performance bull out of the AI bull KWA Shamrock 151H that is out of the great KWA Ms. Rock 14X cow. His 2-year-old mother is out of the Workman 19A flush cow we purchased at the Wilson Stock Farms dispersal and our power bull 51H. Exceptional EPDs that is breed leading when you look at his blended average at 22.7%.

**Contact**

DAVID MILLINER  
WAYDAMAR FARMS

519-923-9188 / [milliner\\_dj@gmail.com](mailto:milliner_dj@gmail.com)