

Evaluation Report

PostHaven Farm G2

Bull Evaluation



Evaluation Date: 24-Mar-2026

Group Information

Centre Manager: E. JOHN POST

Farm Name: POSTHAVEN FARM

Contact Information: 519-846-9320 / ejpost@posthavenlimousin.com



Top BIO\$

Test Information

Period	#	Date
Delivery	8	12-Dec-25
SOT	8	09-Jan-26
28d	8	06-Feb-26
56d	7	06-Mar-26
84d	0	
EOT	0	

Top Maternal

POSTHAVEN NEXUS

Top Terminal

POSTHAVEN NICHOLAS

Top Balanced

POSTHAVEN NICHOLAS

Centre Manager Comments

Provision and Use of Information Produced by AgSights. As part of the terms and conditions of AgSights' Beef Evaluation Services, it is understood that information provided by AgSights including, but not limited to, genetic and carcass evaluations, are calculated with generally accepted animal breeding methodologies using raw data and pedigreed provided by the breeder and/or owner of the animal. The accuracy of input data has a direct impact on the results received. The client requesting AgSights' Beef Evaluation Services is wholly responsible for verifying the accuracy of data.

The intention of the information provided by AgSights is for comparative purposes only to provide general guidance to breeders and buyers. The user of this information agrees to hold AgSights harmless for any losses or damages that may be incurred as a result of receipt and/or reliance upon this comparative information. This clause shall be a complete defense to any claim brought by the purchaser and/or user in relation to such services.



Thank you for participating in an AgSights Beef Evaluation Program! Included in this evaluation report are **Group Reports** and individual **Performance Sheets** for each animal.

Group Reports

Summarizes performance data across the whole group and within each breed. Remember that performance data should only be compared within contemporaries (animals managed the same, with the same opportunity to perform).

- **Breed** – The green box at the top of the report indicates what breed is summarized, or All for the group summary.
- **Growth Curve Graph** – Average growth of the group from Birth to EOT. The average growth of the group (green) is shown relative to expected (grey) 3 lb/day growth. The shaded area is the range of weights at a given period.
- **Average Test Performance** – Number of animals, weigh date, and group averages for weight traits (weight, ADG, WPDA) for each test period from Delivery to EOT.
- **Average Growth** – Average performance (raw or adjusted – Adj) for various growth traits. The graphs show individual performance as a deviation from the group average.
- **Genetic Merit** – Rankings for animals on a 1 to 5 star scale graphed for the Maternal, Terminal and Balanced indexes. Superior animals will have more stars.
- **Average Ultrasound/Physical Evaluation** – Average performance (raw or adjusted - Adj) for ultrasound and EOT traits. The graphs for Rib Eye Area and Scrotal Circumference (SC) are a deviation from group average, while the Grade shows the expected carcass grade of the animal based on marbling.
- **Centre Manager Comments and Contact Information**

Performance Sheets

Performance sheets provide detailed performance and genetic evaluation data for an individual animal. Information that is not available or applicable, is indicated by "NA".

- **Basic Information** – Basic identification and birth information for the animal.
- **Overall Genetic Merit** – Index values for the four available indexes (BIO\$, Maternal, Terminal and Balanced). These indexes can be compared across all breeds, more information below.
- **Pedigree** – Registration IDs and Names for parents and grand-parents.
- **Genetic Evaluations** – Genetic evaluations for individual traits. This section includes a graph of percentile rankings, grey bars are the ranking within-breed (EPD), and green bars the ranking across breeds (ABC). Superior animals for a trait will rank above 50%, within or across breeds.. The numeric value for the EPD and ABC are also included, as well as the accuracy (ACC).
- **Performance** – Raw or adjusted performance (Adj) for weight traits (left), ultrasound (centre), and physical evaluation (right).
- **Consignor Comments and Contact** – Notes on the animal's attributes from the consignor and contact information for prospective buyers.

Performance Traits

Calving Ease (CE) – The ease with which the animal was born. The categories are Unassisted, Easy Pull, Hard Pull, Surgical and Malpresentation.

Birth Weight (BWT) – Birth Weight of the animal (lb).

Weaning Weight (WWT) – The raw weaning weight of the animal, should not be used for comparisons, as it does not account for differences in age.

Adjusted Weaning Weight (Adj WWT) – The on-farm weaning weight of the animal adjusted to 200 days. Adjustments are made for age of dam and sex.

Start of Test (SOT) – Weight (lb) at Start of Test.

End of Test (EOT) – Weight (lb) at End of Test.

Adjusted Yearling Weight (Adj YWT) – The on-farm or test evaluation weight of the animals adjusted to 365 days.

Average Daily Gain (ADG) – The gain per day between two periods (e.g., Birth and Weaning, SOT and EOT).

Weight Per Day of Age (WPDA) – The weight (lb) of an animal at a given period divided by days of age, includes BWT.

Back Fat (FAT) – Measured ultrasonically (mm) between the 12th and 13th ribs (grading site) at EOT.

Rib Eye Area (REA) – Measured ultrasonically (sq in) between the 12th and 13th ribs (grading site) at EOT.

Adjusted REA (Adj REA) – REA measured at EOT and adjusted with a breed-specific adjustment factor to 365d of age.

Marbling (IMF) – Intramuscular fat measured ultrasonically (%) between the 12th and 13th ribs (grading site) at EOT.

Adj Marbling (Adj IMF) – Intramuscular fat measured ultrasonically (%) between the 12th and 13th ribs (grading site) at EOT and adjusted to 365d of age.

Grade – IMF expressed as a marbling grade (A, AA, AAA). PD indicated Practically Devoid, which is a IMF less than 1.86%. Animals near the border of a category are shown as a combination of the categories (e.g., A-AA).

Hip Height (HH) – The height of the animal at the hip bones at EOT.

Frame Score (FS) – A 1 to 10 scale calculated using HH and age, according to Beef Improvement Federation guidelines.

Scrotal Circumference (SC) – Scrotal circumference (cm) at EOT. Indication of semen production of the bull, guidelines for minimum SC are breed-specific. ABN indicated abnormal testicles and no measurements taken.

Adjusted Scrotal Circumference (Adj SC) – SC adjusted to 365d of age.

Breeding Soundness Exam – Pass/Fail Results of a Breeding Soundness Exam performed by a license veterinarian, if performed.



The goal of this reference is to help you use the Beef Performance Evaluation Reports to inform buying and selling decisions. Genetic evaluations are the best tools we have to understand the expected value of an animal to our breeding program. Parents pass on their genetics to progeny in future calf crops, not their own raw performance, which is influenced by management (e.g., feed, age at measurement) and environment.

Understanding Genetic Evaluations

A genetic evaluation represents the expected genetic superiority of progeny, in trait units, relative to the average of animals for that trait, after adjusting for factors like management. With the exception of Birth Weight and Back Fat, larger values represent superior animals for a given trait.

EPD vs ABC

Expected Progeny Differences (EPD) compare the genetic merit of individuals within a specific breed, while Across Breed Comparisons (ABC) can be used to compare animals across all breeds.

Percentile Rankings

To simplify comparisons, percentile rankings, rank the animal on a scale of 1 (best) to 100 (worst), with the value representing animals in the Top X% within-breed (EPD, grey bars) or across-breeds (ABC, green bars). In the report graph, look for animals with bars on the right-side of graph (Top 50%) to improve a given trait.

Accuracy

The accuracy of an EPD / ABC is influenced by the amount of information available. An animal with its own performance record will have a higher accuracy than those without. EPDs / ABCs account for the performance information on all relatives (e.g., parents, half-siblings). The higher the accuracy the more confidence you can have in your decisions.



POSTHAVEN NEXUS

has the best genetic merit for Weaning Gain. This animal is in the Top **28** % within-breed (EPD) and Top **67** % across breeds (ABC).

Calves from this animal are expected to wean **38.2** lb more than average.

Selection Indexes

Selection indexes simplify your selection decisions. They combine genetic merit for several traits important to a given production purpose into one value.

The traits are weighted to account for their importance to revenue/cost on an average operation. Index values can be used to compare animals across breeds.

In the report, index values are colour coded: green (BIO\$), light grey (Maternal), medium grey (Terminal), dark grey (Balanced), so you can quickly reference which traits are used in each.

BIO\$

The original proprietary index designed by AgSights to select bulls for commercial calf production.

The value indicates additional profit, in dollars, expected to be generated from the use of a bull across two calving seasons, compared to an average bull.

Top 3 Bulls for BIO\$:

- 1.
- 2.
- 3.

Production Indexes

The other indexes help you to select animals for a specific purpose (e.g., maternal sires to generate replacement heifers, terminal sires for steer production).

They are reported on a 5 star scale, with 2.5 star animals being below average and 5 star animals being in the Top 10% across all breeds.



Evaluated Traits

- Calving Ease (CE)** – Genetic prediction of the increase or decrease in percentage unassisted calvings.
- Birth Weight (BW)** – The expected effect (lb) an animal will have on the average BWT of their calves.
- Weaning Gain (WG)** – The expected effect (lb) an animal will have on their calves' ability to grow from birth to weaning
- Maternal Calving Ease (CEm)** – The expected effect of the animal's daughters on the calving ease (% unassisted) of the calves.
- Maternal Birth Weight (BWm)** – The expected effect of the animal's daughters on the birth weight (lb) of the calf.
- Mothering Ability (MILK)** – The ability of the animal's daughters to provide their calves with milk / mothering to influence pre-wean growth (lb).
- Post-Weaning Gain (PWG)** – Indicates the ability of the animal's calves to grow from weaning to yearling (lb).
- Yearling Gain (YG)** – Indicates the ability of the animal's calves to grow from birth to yearling (lb).
- Back Fat (FAT)** – The ability of an animal's progeny to deposit back fat (mm), or finishing ability, adjusted to a common age.
- Rib Eye Area (REA)** – Predictor of the difference in rib eye area (sq in), or muscling, of an animal's progeny.
- Marbling (IMF)** – The ability of an animal's progeny to deposit marbling fat (%), adjusted to a common age.
- Scrotal Circumference (SC)** – The ability of a bull to transmit scrotal size to male progeny. It is a partial indicator of daughter fertility.



56D Report

PostHaven Farm G2

Bull Evaluation



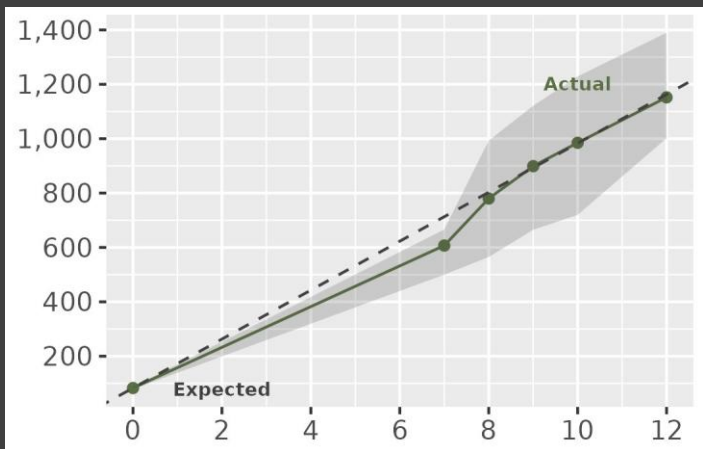
24-Mar-2026

Last Updated

All Breeds

AVERAGE TEST PERFORMANCE

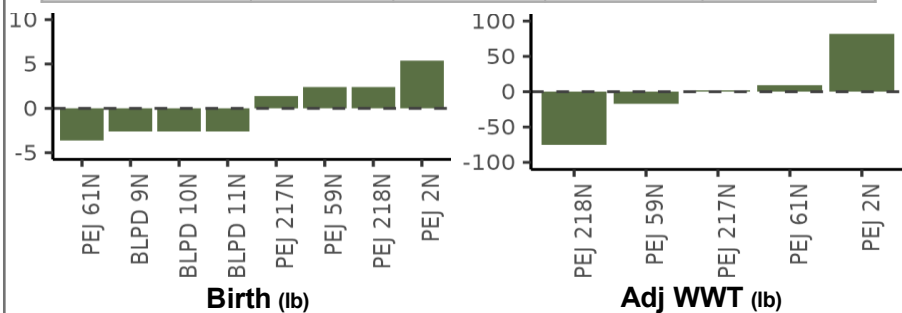
Period	#	Date	Weight (lb)	ADG (lb)	WPDA (lb)
Delivery	8	12-Dec-25	780		
SOT	8	09-Jan-26	899		
28d	8	06-Feb-26	985	3.05	3.22
56d	7		1,152	3.92	3.4
84d	0				
EOT	0				



Growth (lb) by Months of Age

AVERAGE GROWTH

% Unassisted	Birth	Weaning	Adj WWT	Adj YWT
100	83	607	614	



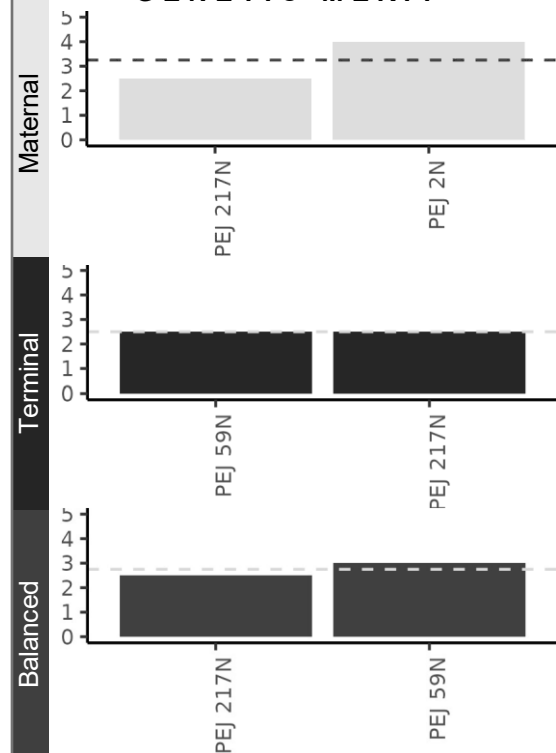
Birth (lb)

Adj WWT (lb)

EOT (lb)

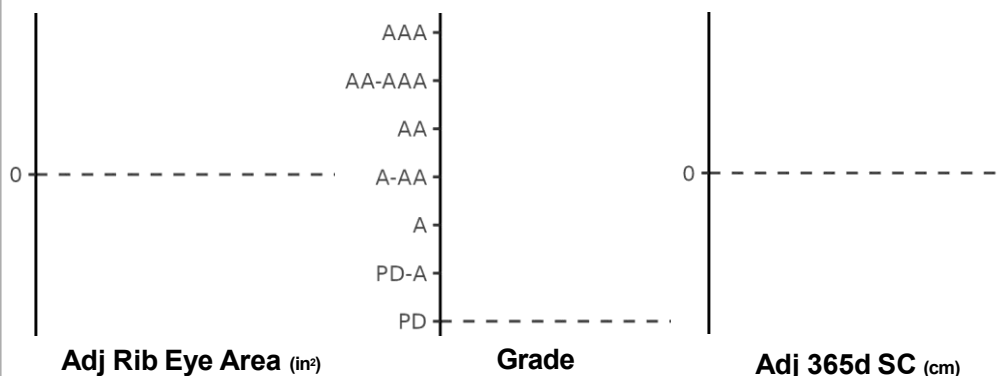
Adj YWT (lb)

GENETIC MERIT



AVERAGE ULTRASOUND / PHYSICAL EVALUATION

Back Fat (mm)	
Rib Eye Area (in ²)	
Adj Rib Eye Area (in ²)	
Marbling (%)	
Adj Marbling (%)	
Hip Height (in)	
Frame	
Actual SC (cm)	
Adj 365d SC (cm)	



Adj Rib Eye Area (in²)

Grade

Adj 365d SC (cm)



56D Report

PostHaven Farm G2

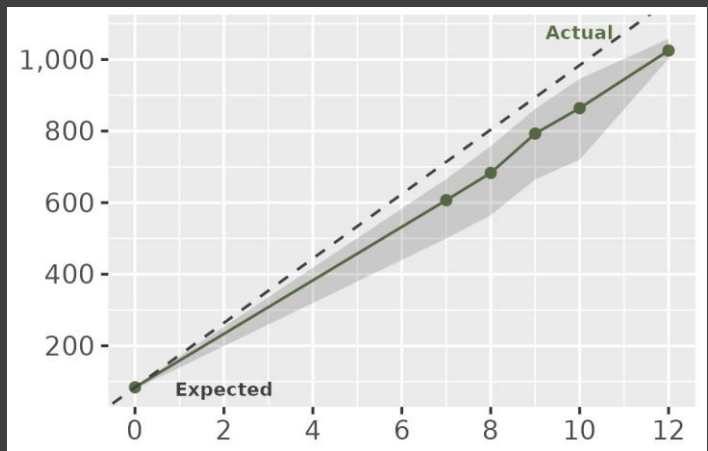
Bull Evaluation



24-Mar-2026

Last Updated

Limousin

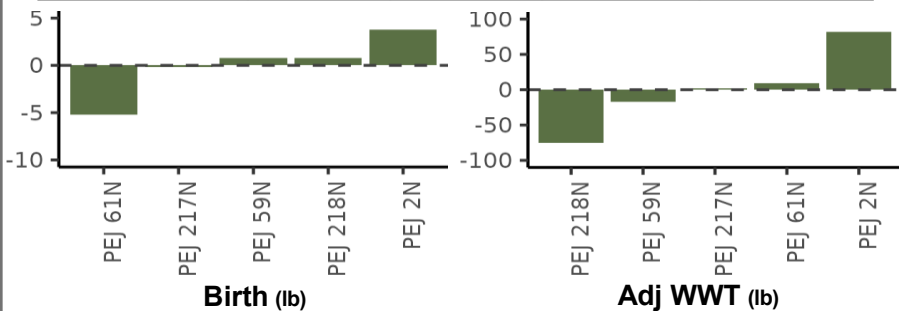


AVERAGE TEST PERFORMANCE

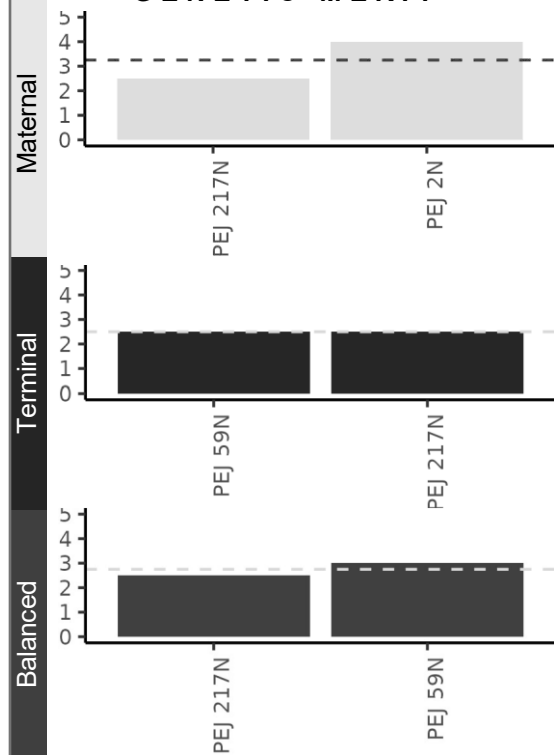
Period	#	Date	Weight (lb)	ADG (lb)	WPDA (lb)
Delivery	5	12-Dec-25	683		
SOT	5	09-Jan-26	793		
28d	5	06-Feb-26	864	2.56	3.11
56d	4		1,025	3.58	3.31
84d	0				
EOT	0				

AVERAGE GROWTH

% Unassisted	Birth	Weaning	Adj WWT	Adj YWT
100	84	607	614	



GENETIC MERIT



Birth (lb)

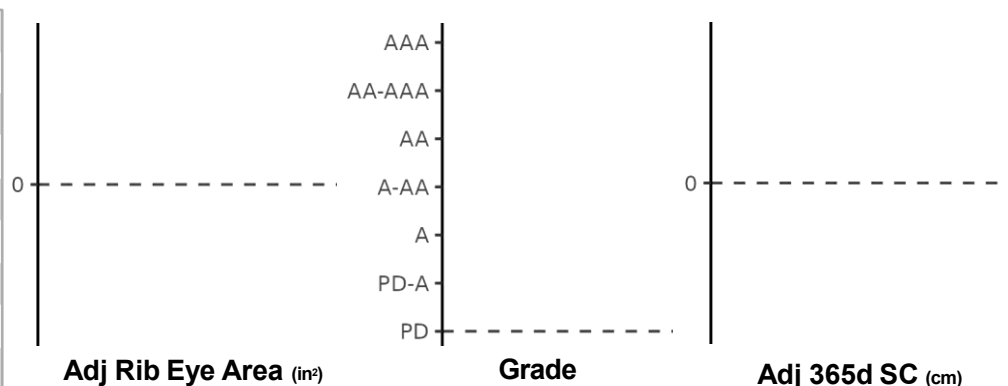
Adj WWT (lb)

EOT (lb)

Adj YWT (lb)

AVERAGE ULTRASOUND / PHYSICAL EVALUATION

Back Fat (mm)	
Rib Eye Area (in ²)	
Adj Rib Eye Area (in ²)	
Marbling (%)	
Adj Marbling (%)	
Hip Height (in)	
Frame	
Actual SC (cm)	
Adj 365d SC (cm)	



Adj Rib Eye Area (in²)

Grade

Adj 365d SC (cm)



56D Report

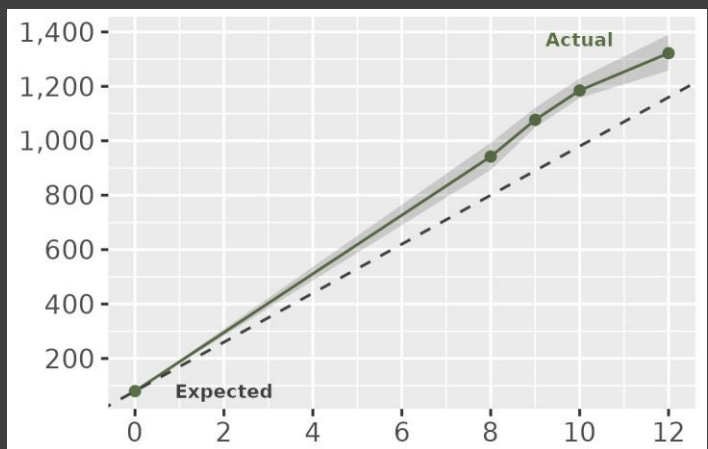
PostHaven Farm G2 Bull Evaluation



24-Mar-2026

Last Updated

Simmental

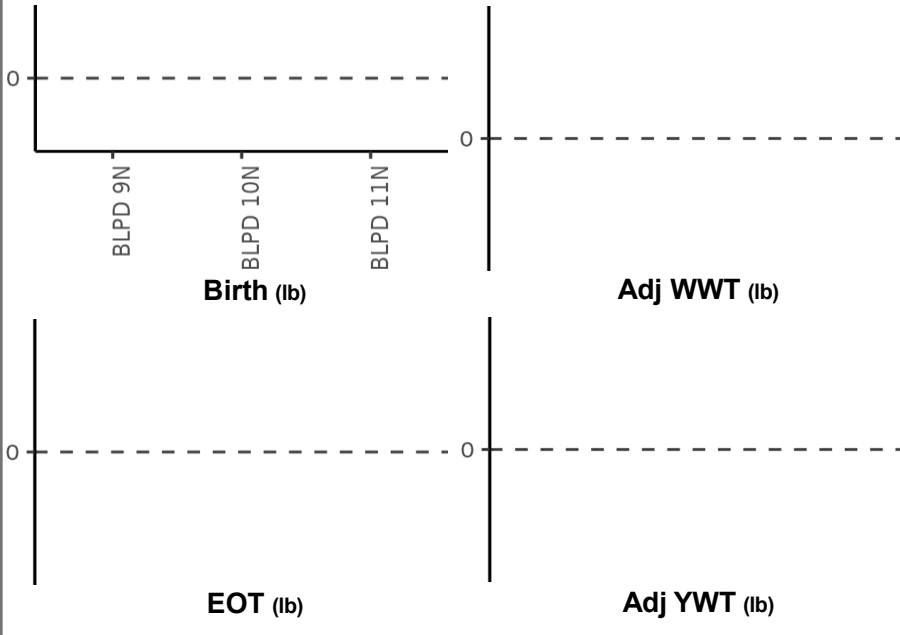


AVERAGE TEST PERFORMANCE

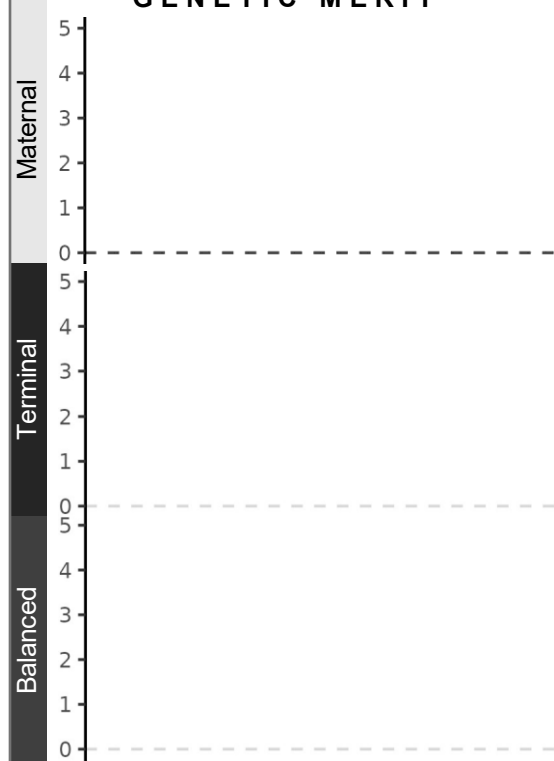
Period	#	Date	Weight (lb)	ADG (lb)	WPDA (lb)
Delivery	3	12-Dec-25	942		
SOT	3	09-Jan-26	1,077		
28d	3	06-Feb-26	1,185	3.87	3.41
56d	3	06-Mar-26	1,322	4.37	3.51
84d	0				
EOT	0				

AVERAGE GROWTH

% Unassisted	Birth	Weaning	Adj WWT	Adj YWT
100	80			

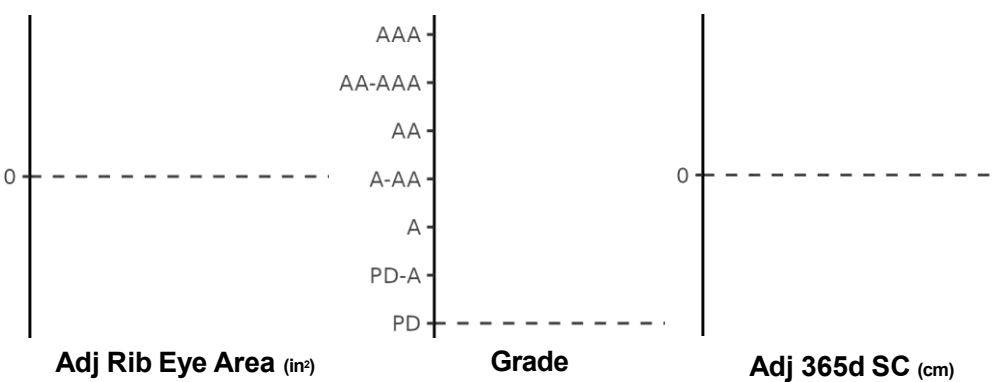


GENETIC MERIT



AVERAGE ULTRASOUND / PHYSICAL EVALUATION

Back Fat (mm)	
Rib Eye Area (in ²)	
Adj Rib Eye Area (in ²)	
Marbling (%)	
Adj Marbling (%)	
Hip Height (in)	
Frame	
Actual SC (cm)	
Adj 365d SC (cm)	





56D PostHaven Farm G2

Report 2025-2026 Bull Evaluation



1



BASIC INFORMATION

Tattoo	BLPD 9N	Breed	Simmental
Birthdate	18-Feb-2025	Reg ID	
Colour		Horns	NA
Born As	Single	Calving Ease	Unassisted

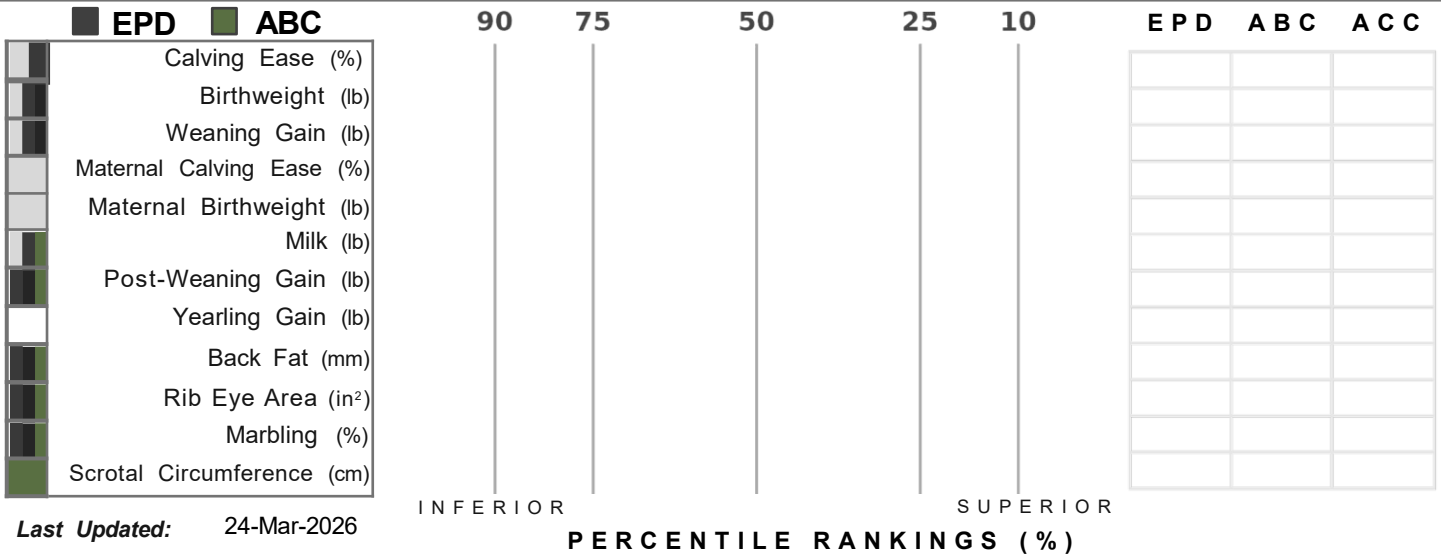
OVERALL GENETIC MERIT

BIO\$	Maternal	
	Terminal	
	Balanced	

PEDIGREE



GENETIC EVALUATIONS



PERFORMANCE

Stage	Weight (lb)	ADG (lb)	Ultrasound		Physical Evaluation	
Birth	80		Back Fat (mm)		Weight / Day of Age (lb)	
Weaning			Rib Eye Area (in ²)		Hip Height (in)	
Adj WWT			Adj Rib Eye Area (in ²)		Frame	
SOT	1,060		Marbling (%)		Actual SC (cm)	
56D	1,317	4.59	Adj Marbling (%)		Adj 365d SC (cm)	
Adj YWT			Grade		Breeding Soundness	

CONTACT

Consignor Comments	Contact
	PAUL & DREW BLACK DREW DON SIMMENTALS
	519-524-4648 / paulblack@hurontel.on.ca



56D PostHaven Farm G2

Report 2025-2026 Bull Evaluation



2



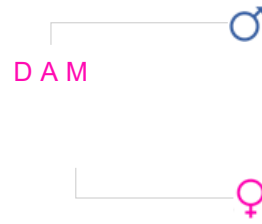
BASIC INFORMATION

Tattoo	BLPD 10N	Breed	Simmental
Birthdate	23-Feb-2025	Reg ID	
Colour		Horns	NA
Born As	Single	Calving Ease	Unassisted

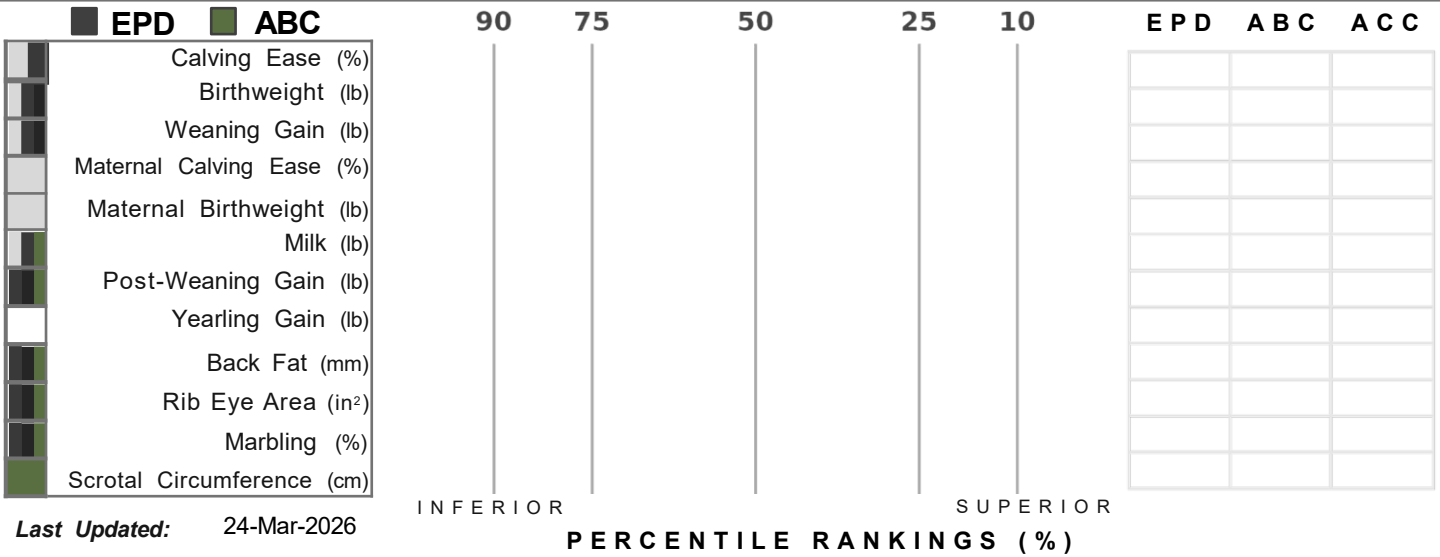
OVERALL GENETIC MERIT

BIO\$	Maternal	
	Terminal	
	Balanced	

PEDIGREE



GENETIC EVALUATIONS



PERFORMANCE

Stage	Weight (lb)	ADG (lb)
Birth	80	
Weaning		
Adj WWT		
SOT	1,121	
56D	1,390	4.8
Adj YWT		

Ultrasound	
Back Fat (mm)	
Rib Eye Area (in ²)	
Adj Rib Eye Area (in ²)	
Marbling (%)	
Adj Marbling (%)	
Grade	

Physical Evaluation	
Weight / Day of Age (lb)	
Hip Height (in)	
Frame	
Actual SC (cm)	
Adj 365d SC (cm)	
Breeding Soundness	

CONTACT

Consignor Comments

Contact

PAUL & DREW BLACK
DREW DON SIMMENTALS

519-524-4648 / paulblack@hurontel.on.ca



56D PostHaven Farm G2

Report 2025-2026 Bull Evaluation



3



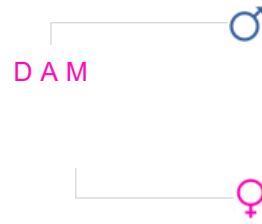
BASIC INFORMATION

Tattoo	BLPD 11N	Breed	Simmental
Birthdate	28-Feb-2025	Reg ID	
Colour		Horns	NA
Born As	Single	Calving Ease	Unassisted

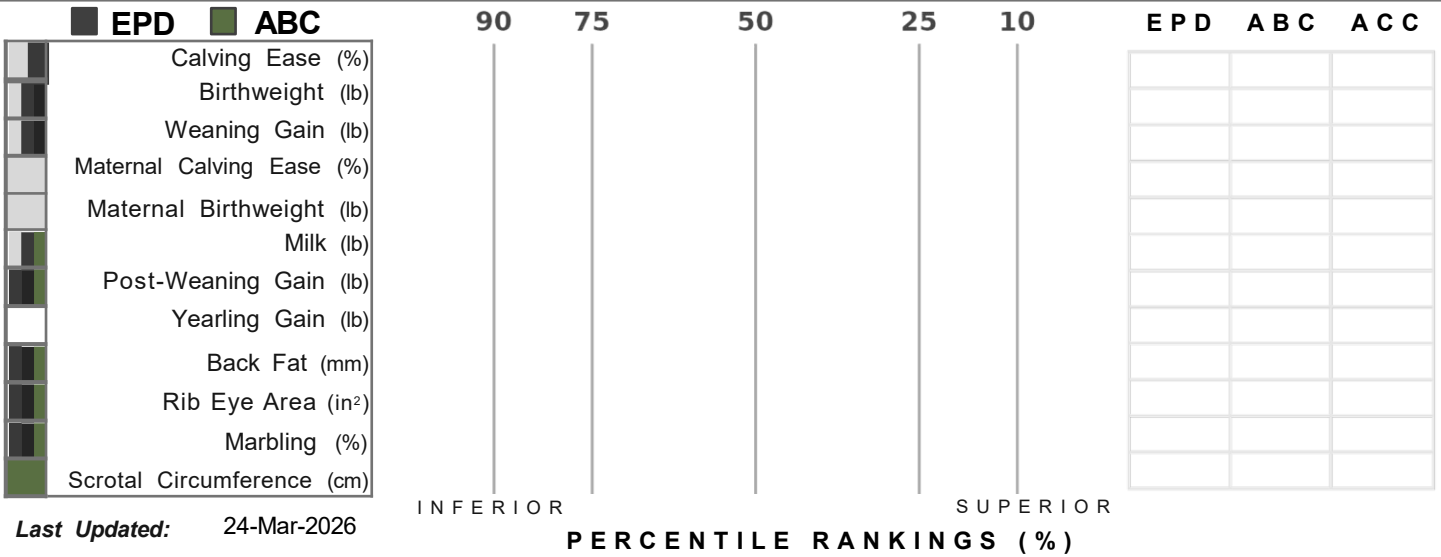
OVERALL GENETIC MERIT

BIO\$	Maternal	
	Terminal	
	Balanced	

PEDIGREE



GENETIC EVALUATIONS



PERFORMANCE

Stage	Weight (lb)	ADG (lb)	Ultrasound		Physical Evaluation	
Birth	80		Back Fat (mm)		Weight / Day of Age (lb)	
Weaning			Rib Eye Area (in ²)		Hip Height (in)	
Adj WWT			Adj Rib Eye Area (in ²)		Frame	
SOT	1,049		Marbling (%)		Actual SC (cm)	
56D	1,258	3.73	Adj Marbling (%)		Adj 365d SC (cm)	
Adj YWT			Grade		Breeding Soundness	

CONTACT

Consignor Comments	Contact
	PAUL & DREW BLACK DREW DON SIMMENTALS 519-524-4648 / paulblack@hurontel.on.ca



56D PostHaven Farm G2

Report 2025-2026 Bull Evaluation



4



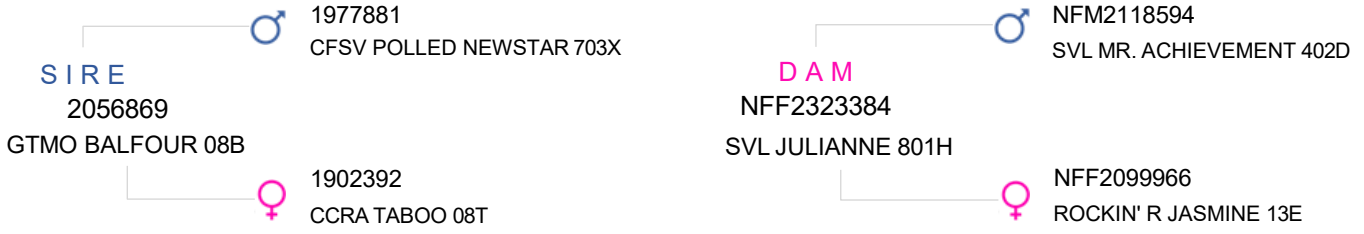
BASIC INFORMATION

Tattoo	PEJ 59N	Breed	Limousin
Birthdate	14-Apr-2025	Reg ID	CFM4129358
Colour		Horns	NA
Born As	Single	Calving Ease	Unassisted

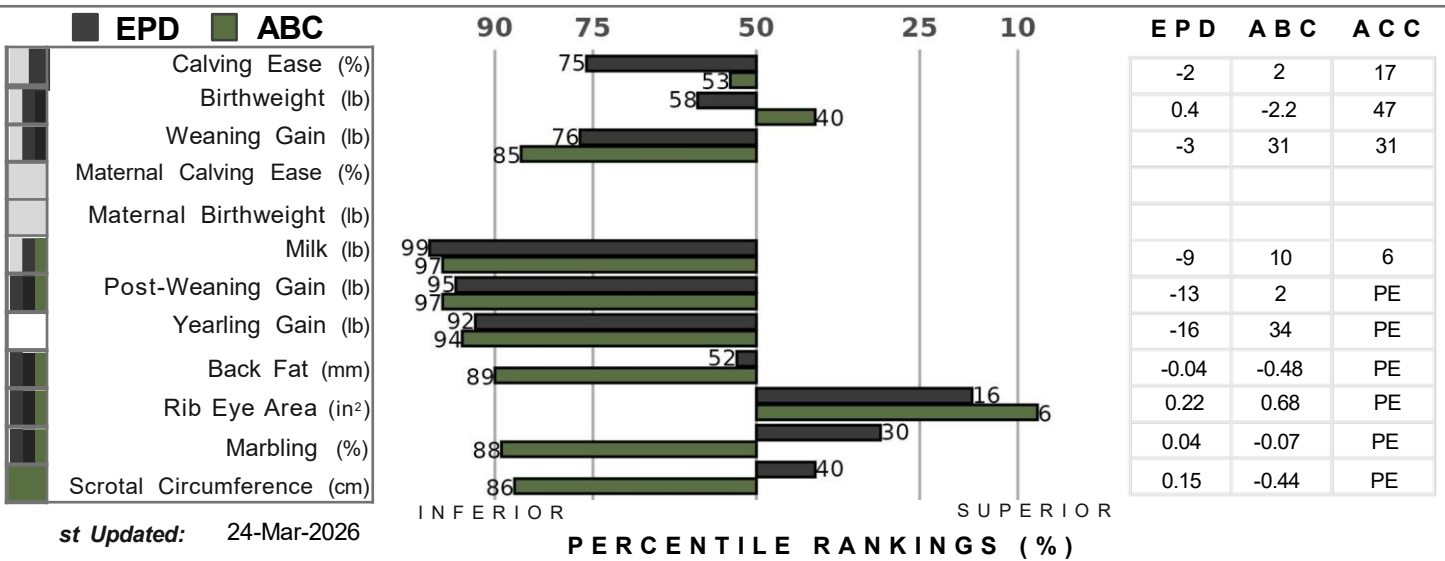
OVERALL GENETIC MERIT

BIO\$	Maternal	
	Terminal	★ ★ ★ ★ ★
	Balanced	★ ★ ★ ★ ★

PEDIGREE



GENETIC EVALUATIONS



PERFORMANCE

Stage	Weight (lb)	ADG (lb)	Ultrasound		Physical Evaluation	
Birth	85		Back Fat (mm)		Weight / Day of Age (lb)	
Weaning	642	2.56	Rib Eye Area (in ²)		Hip Height (in)	
Adj WWT	597	2.56	Adj Rib Eye Area (in ²)		Frame	
SOT	821		Marbling (%)		Actual SC (cm)	
56D	1,009	3.36	Adj Marbling (%)		Adj 365d SC (cm)	
Adj YWT			Grade		Breeding Soundness	

CONTACT

Consignor Comments	Contact
	E. JOHN POST POSTHAVEN FARM
	519-846-9320 / ejpost@posthavenlimousin.com




56D PostHaven Farm G2

Report 2025-2026 Bull Evaluation



5




BASIC INFORMATION

Tattoo	PEJ 61N	Breed	Limousin
Birthdate	30-Apr-2025	Reg ID	CPM4129360
Colour		Horns	NA
Born As	Single	Calving Ease	Unassisted

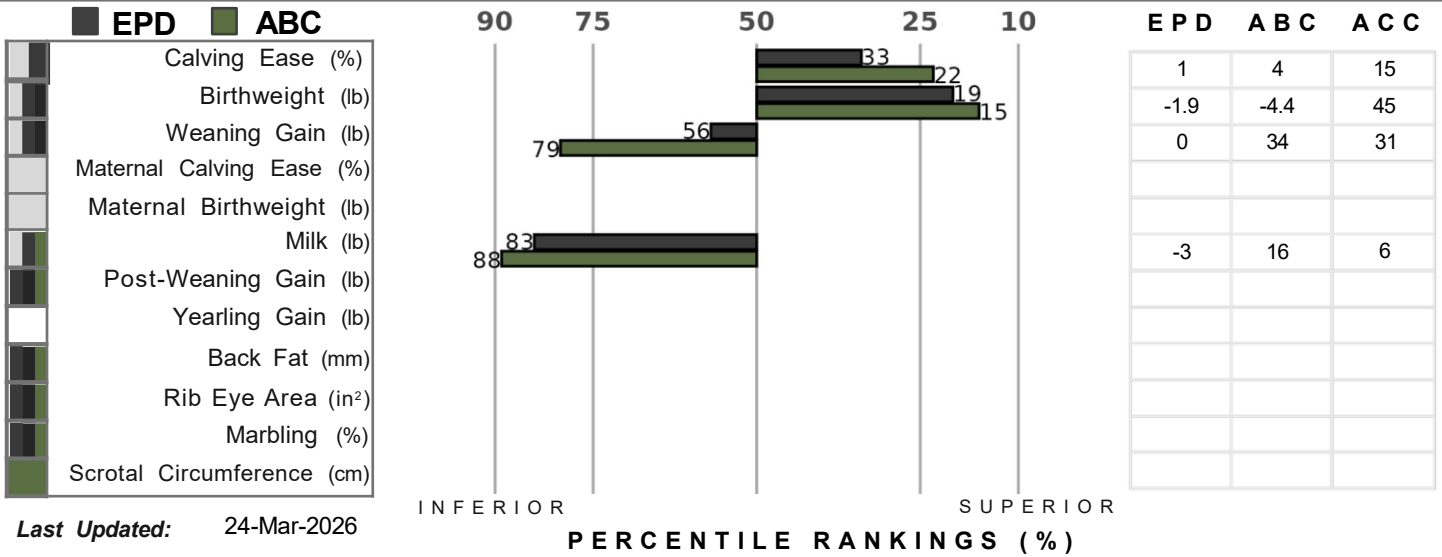
OVERALL GENETIC MERIT

BIO\$	Maternal	
	Terminal	
	Balanced	

PEDIGREE



GENETIC EVALUATIONS



PERFORMANCE

Stage	Weight (lb)	ADG (lb)	Ultrasound		Physical Evaluation	
Birth	79		Back Fat (mm)		Weight / Day of Age (lb)	
Weaning	615	2.65	Rib Eye Area (in ²)		Hip Height (in)	
Adj WWT	623	2.71	Adj Rib Eye Area (in ²)		Frame	
SOT	815		Marbling (%)		Actual SC (cm)	
56D	1,030	3.84	Adj Marbling (%)		Adj 365d SC (cm)	
Adj YWT			Grade		Breeding Soundness	

CONTACT

Consignor Comments	Contact
	E. JOHN POST POSTHAVEN FARM
	519-846-9320 / ejpost@posthavenlimousin.com



56D PostHaven Farm G2

Report 2025-2026 Bull Evaluation



6



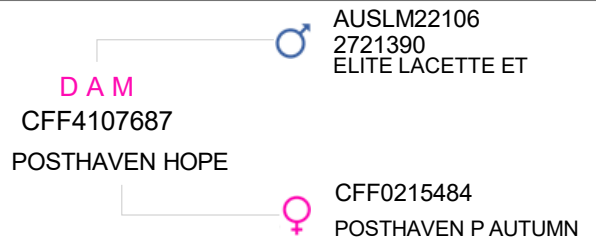
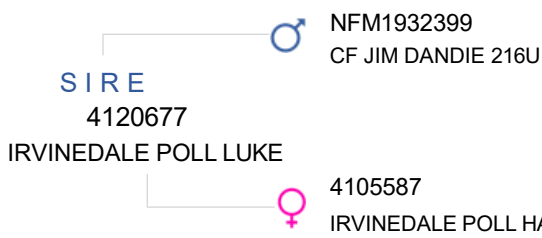
BASIC INFORMATION

Tattoo	PEJ 217N	Breed	Limousin
Birthdate	04-May-2025	Reg ID	CFM4129361
Colour		Horns	NA
Born As	Single	Calving Ease	Unassisted

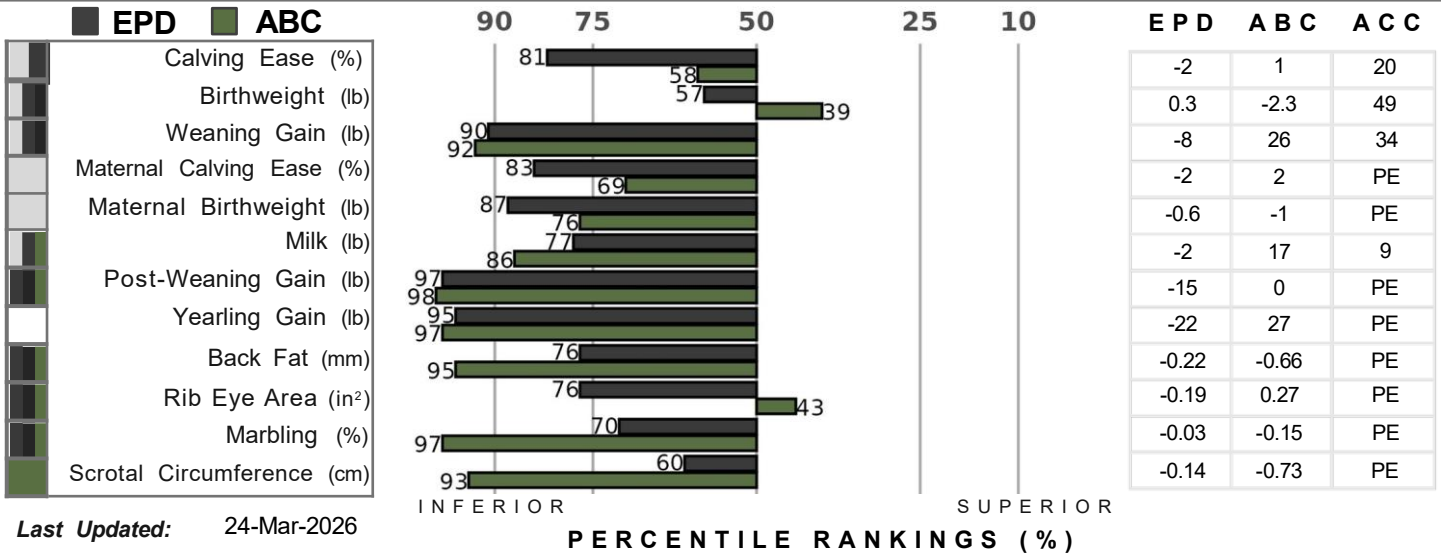
OVERALL GENETIC MERIT

BIO\$	Maternal	★★★★★
	Terminal	★★★★★
	Balanced	★★★★★

PEDIGREE



GENETIC EVALUATIONS



Last Updated: 24-Mar-2026

PERFORMANCE

Stage	Weight (lb)	ADG (lb)
Birth	84	
Weaning	610	2.66
Adj WWT	616	2.66
SOT	800	
56D	1,002	3.61
Adj YWT		

Ultrasound	
Back Fat (mm)	
Rib Eye Area (in ²)	
Adj Rib Eye Area (in ²)	
Marbling (%)	
Adj Marbling (%)	
Grade	

Physical Evaluation	
Weight / Day of Age (lb)	
Hip Height (in)	
Frame	
Actual SC (cm)	
Adj 365d SC (cm)	
Breeding Soundness	

CONTACT

Consignor Comments

Contact
E. JOHN POST
 POSTHAVEN FARM
 519-846-9320 / ejpost@posthavenlimousin.com




56D PostHaven Farm G2

Report 2025-2026 Bull Evaluation



7



BASIC INFORMATION

Tattoo	PEJ 2N	Breed	Limousin
Birthdate	12-May-2025	Reg ID	CPM4129364
Colour		Horns	NA
Born As	Single	Calving Ease	Unassisted

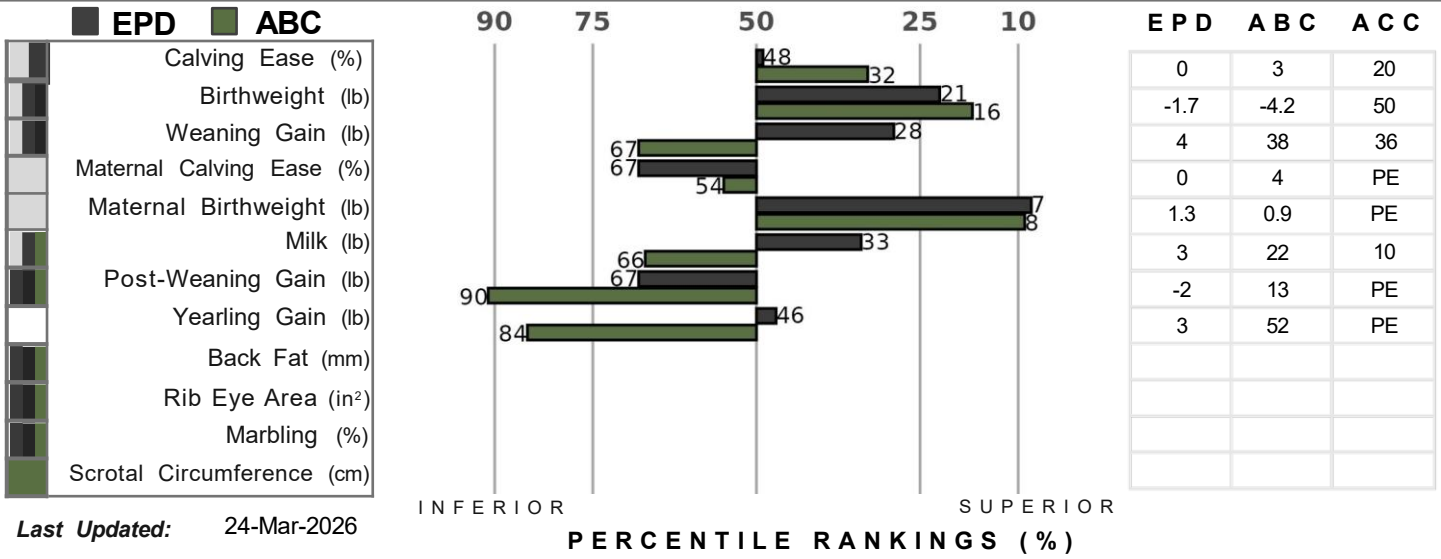
OVERALL GENETIC MERIT

BIO\$	Maternal	★★★★★
	Terminal	
	Balanced	

PEDIGREE



GENETIC EVALUATIONS



PERFORMANCE

Stage	Weight (lb)	ADG (lb)
Birth	88	
Weaning	666	3.04
Adj WWT	696	3.04
SOT	862	
56D	1,058	3.5
Adj YWT		

Ultrasound	
Back Fat (mm)	
Rib Eye Area (in ²)	
Adj Rib Eye Area (in ²)	
Marbling (%)	
Adj Marbling (%)	
Grade	

Physical Evaluation	
Weight / Day of Age (lb)	
Hip Height (in)	
Frame	
Actual SC (cm)	
Adj 365d SC (cm)	
Breeding Soundness	

CONTACT

Consignor Comments	Contact
	E. JOHN POST POSTHAVEN FARM 519-846-9320 / ejpost@posthavenlimousin.com



56D PostHaven Farm G2

Report 2025-2026 Bull Evaluation



8



BASIC INFORMATION

Tattoo	PEJ 218N	Breed	Limousin
Birthdate	19-May-2025	Reg ID	CFM4129362
Colour		Horns	NA
Born As	Single	Calving Ease	Unassisted

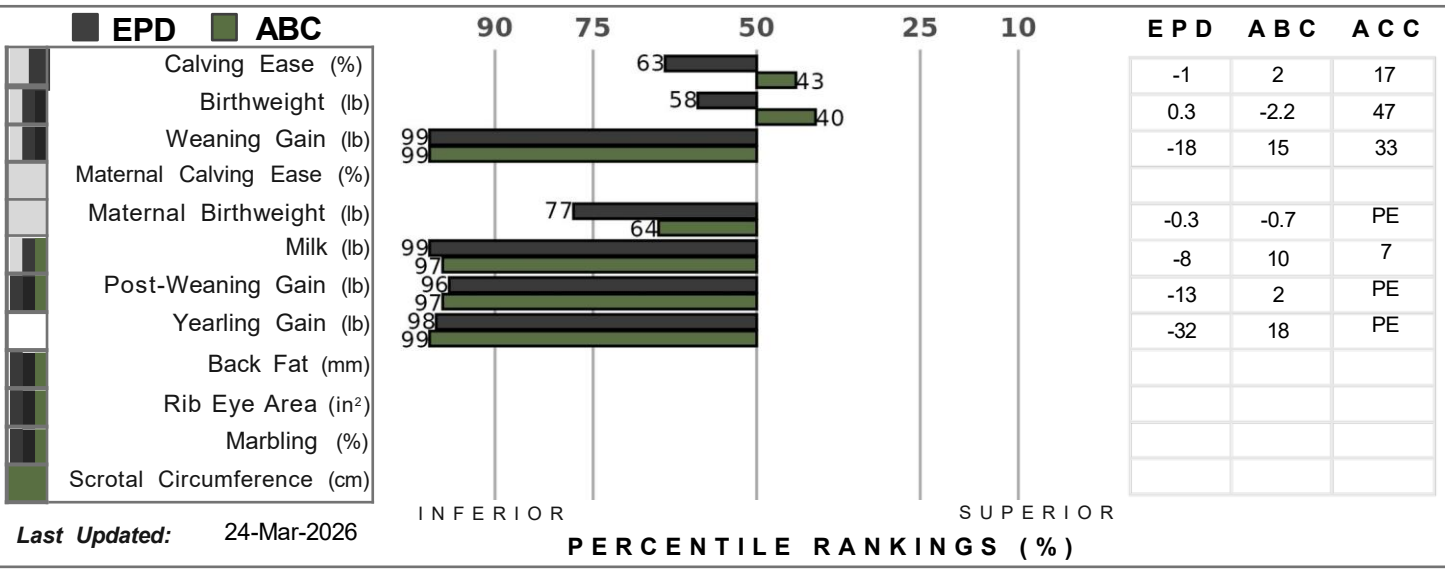
OVERALL GENETIC MERIT

BIO\$	Maternal	
	Terminal	
	Balanced	

PEDIGREE



GENETIC EVALUATIONS



PERFORMANCE

Stage	Weight (lb)	ADG (lb)	Ultrasound		Physical Evaluation	
Birth	85		Back Fat (mm)		Weight / Day of Age (lb)	
Weaning	500	2.27	Rib Eye Area (in ²)		Hip Height (in)	
Adj WWT	539	2.27	Adj Rib Eye Area (in ²)		Frame	
SOT	665		Marbling (%)		Actual SC (cm)	
56D			Adj Marbling (%)		Adj 365d SC (cm)	
Adj YWT			Grade		Breeding Soundness	

CONTACT

Consignor Comments	Contact
	E. JOHN POST POSTHAVEN FARM
	519-846-9320 / ejpost@posthavenlimousin.com